



PARTS MANUAL

00. MAINTENANCE

FILTERS KIT



FIGURE	REFERENCE	DENOMINATION	AMOUNT
001	KF.36000RE00	FILTERS SET T235 H x 4 STAGE V	1
001.1	60.20100.00	FILTER ELEMENT	1
001.2	MN000027	OIL FILTER, CARTRIDGE	1
001.3	MN000050	WATER SEPARATOR FILTER ELEMENT	1
001.4	MN000049	DIESEL OIL FILTERING	1
001.5	KUR140142271	AIR FILTER ELEMENT	1
001.6	KUR240142281	INNER AIR FILTER ELEMEN	1
002	KM.36000RE00	FILTERS SET 1000H T235 H x 4 STAGE V	1
003	KU1G52197010	BELT	1

02. ENGINE KUBOTA ENGINE

- ① MOTOR DIESEL KUBOTA D1803-CR-T-E5B /
DIESEL ENGINE KUBOTA D1803-CR-T-E5B

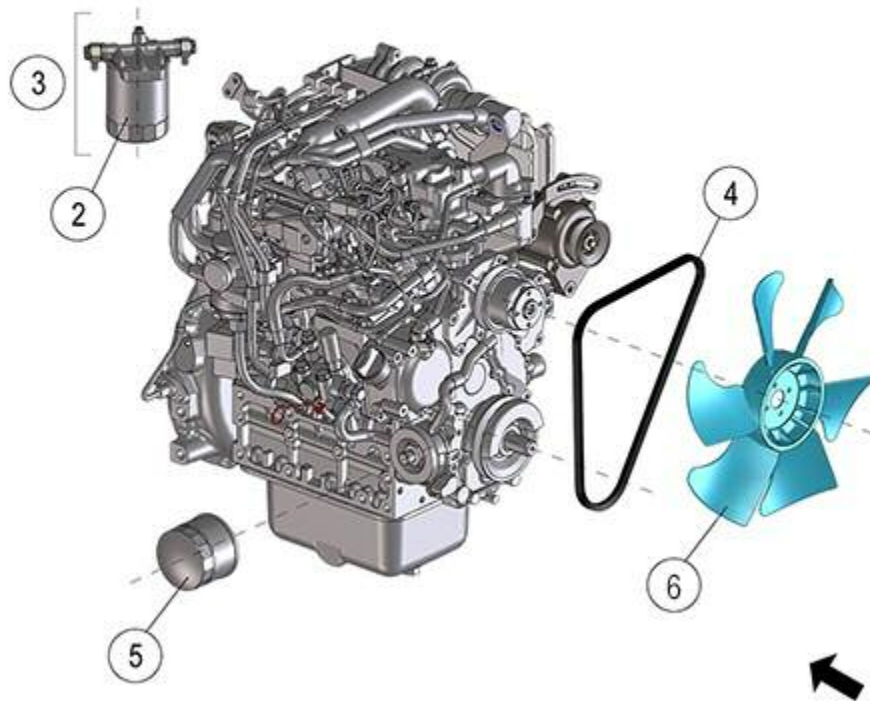


FIGURE	REFERENCE	DENOMINATION	AMOUNT
001	67.02160.00	DIESEL ENGINE KUBOTA D1803-CR-T-E5B	1
002	MN000049	FUEL FILTER CARTRIDGE	1
003	KU1J45643012	FILTER FUEL OIL	1
004	KU1711297012	BELT	1
005	MN000027	OIL FILTER, CARTRIDGE	1
006	15.02055.00	FAN Ø400X8	1

02. ENGINE

KUBOTA ENGINE

CHASSIS: 91213

- ① MOTOR DIESEL KUBOTA D1803-CR-T-E5B /
DIESEL ENGINE KUBOTA D1803-CR-T-E5B

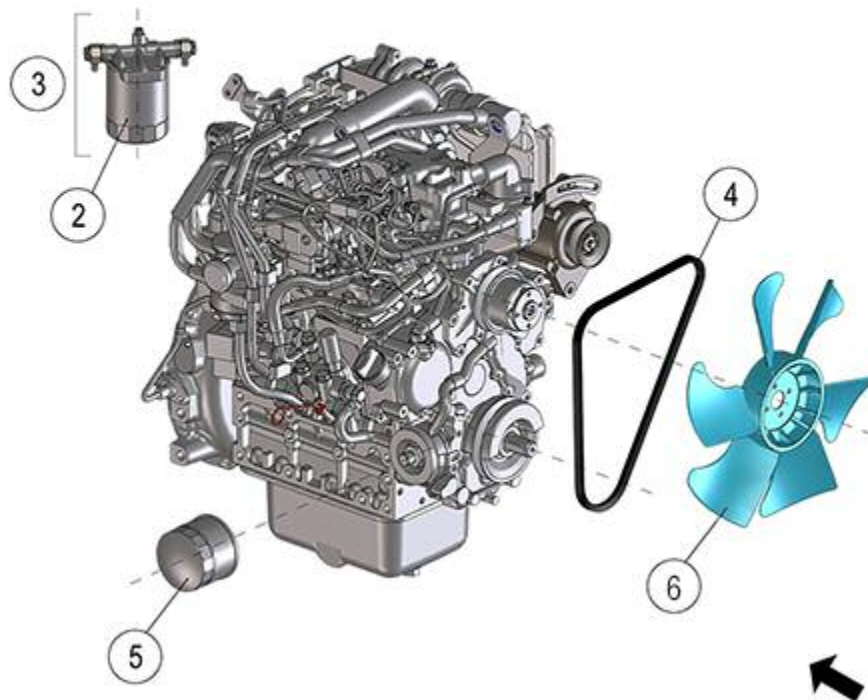


FIGURE	REFERENCE	DENOMINATION	AMOUNT
001	67.02160.00	DIESEL ENGINE KUBOTA D1803-CR-T-E5B	1
002	MN000049	FUEL FILTER CARTRIDGE	1
003	KU1J45643012	FILTER FUEL OIL	1
004	KU1G52197010	BELT	1
005	MN000027	OIL FILTER, CARTRIDGE	1
006	15.02055.00	FAN Ø400X8	1

02. ENGINE EXHAUST PIPE



FIGURE	REFERENCE	DENOMINATION	AMOUNT
001	36.02020.00	EXHAUST PIPE	1
002	928.45000.66	HOSE CLAMP Ø45	2
003	36.02021.00		1
004	711.10000.66	SHOCK ABSORBER	4
005	617.10025.86	SCREW DIN960 M10X25X1.25	4
006	104.08000.00	WASHER DIN7980 D8	4
007	101.08000.67	WASHER DIN125 D8	4

02. ENGINE

EXHAUST PIPE

CHASSIS: 88668

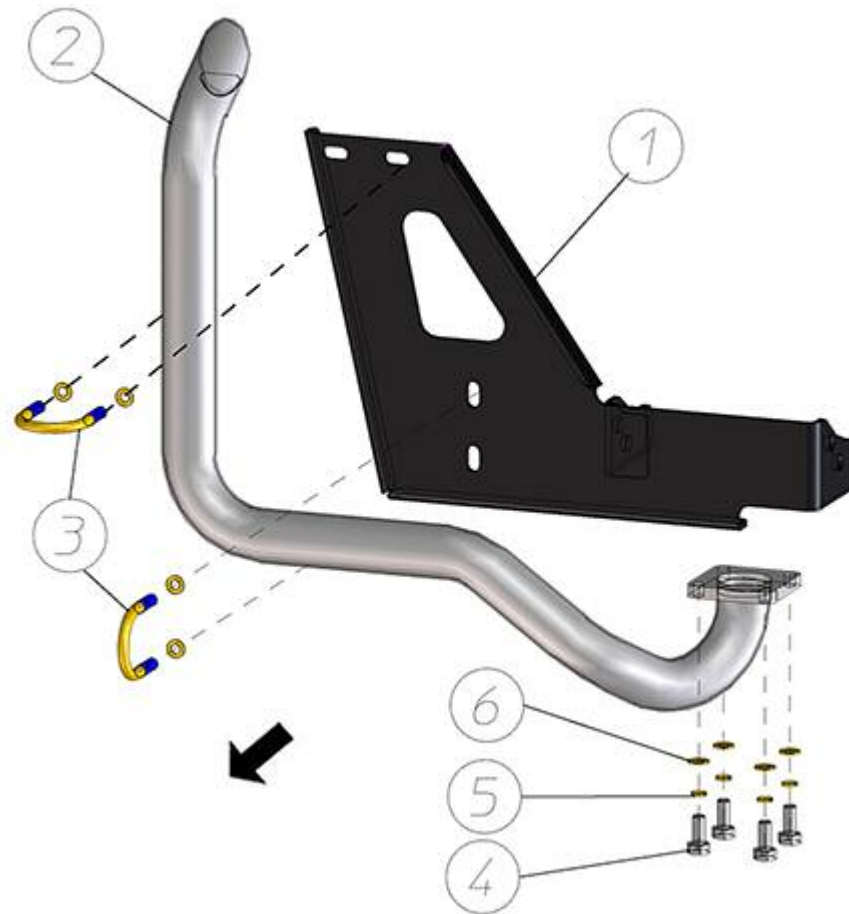


FIGURE	REFERENCE	DENOMINATION	AMOUNT
001	36.02022.01	EXHAUST SUPPORT	1
002	36.02020.00	EXHAUST PIPE	1
003	928.45000.66	HOSE CLAMP Ø45	2
004	617.10025.86	SCREW DIN960 M10X25X1.25	4
005	104.08000.00	WASHER DIN7980 D8	4
006	101.08000.67	WASHER DIN125 D8	4

02. ENGINE INLET

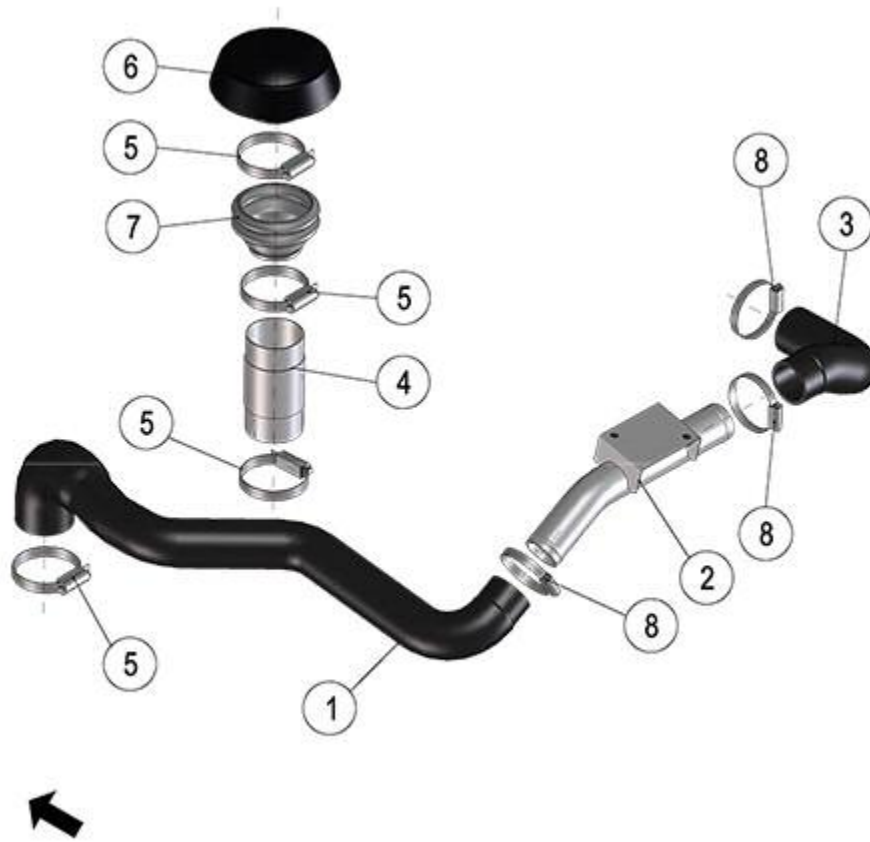


FIGURE	REFERENCE	DENOMINATION	AMOUNT
001	67.02303.00	ADMISSION TUBE D69XD59XD58XD48	1
002	36.02305.00		1
003	67.02306.00	SUCTION TUBE	1
004	36.02304.00		1
005	912.60080.66	CLAMP	4
006	67.02305.00	AIR FILTER PROTECTOR	1
007	70.02067.00	ADMISSION TUBE	1
008	912.50070.60	CLAMP	3

02. ENGINE DELIVERY

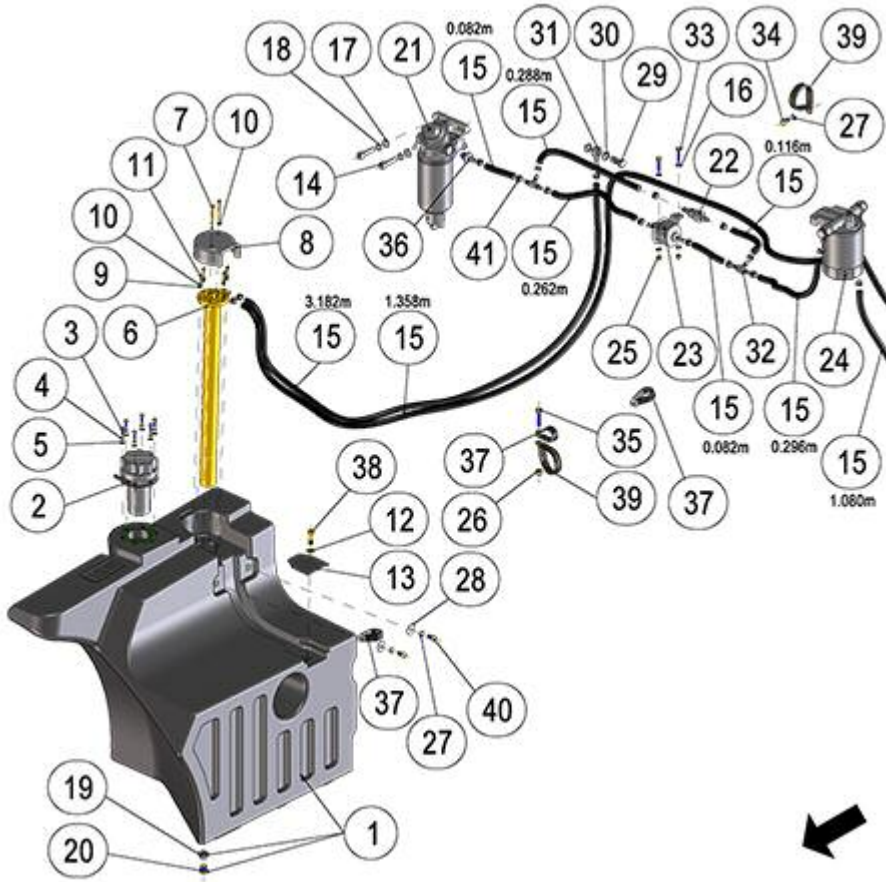


FIGURE	REFERENCE	DENOMINATION	AMOUNT
001	32.02040.00	FUEL TANK	1
002	30.02042.02		1
003	615.05015.66		6
004	104.05000.00	WASHER DIN7980 D5	6
005	101.05000.66	WASHER DIN125 D5	6
006	32.11008.00	FUEL LEVEL 460 MM	1
007	615.04050.66	BOLT DIN84 M4x50	2
008	46.10059.00	FUEL LEVEL PROTECTOR	1
009	101.04000.66	WASHER DIN125 D4	4
010	104.04000.00	WASHER DIN7980 D4	6
011	615.04020.66	SCREW DIN84	4
012	101.08000.66	WASHER DIN125 D8	1
013	32.02044.00	GUARD FUEL TANK TUBE 94X30X2	1
014	601.10035.86	SCREW DIN912	2
015	469.03014.00	HOSE L/P MAT. 8x14	1
016	101.06000.66	WASHER DIN125 D6	4

017	101.10000.66	WASHER DIN125 D10	2
018	104.10000.00	WASHER DIN7980 D10	2
019	17.02040.00	TANK 40L FUEL	1
020	80.01035.01	CAP	1
021	KU1J43043351		1
022	KU1G91142462	FUEL CHECK VALVE	1
023	KU1G63952035		1
024	KU1J45643012	FILTER FUEL OIL	1
025	711.06000.66	NUT DIN982 M6	2
026	711.08000.66	NUT DIN982 M8	1
027	104.08000.00	WASHER DIN7980 D8	3
028	112.08000.66	WASHER DIN9021 D8	2
029	28.00340.00	SIMPLE SCREW FITTING 1/4 Gx26	1
030	28.00341.00	METALLIC GASKET BUNA D1/4	2
031	45.04106.00	NIPPLE O/TB	1
032	46.02199.01	FORT CONNECTOR M / M / M D8	2
033	603.06030.86	SCREW DIN933 M6x30	2
034	603.08015.86	SCREW DIN933 M8x15	1
035	603.08035.86	SCREW DIN933	1
036	63.10837.00	FITTING ESPIGA M14 - D10	1

02. ENGINE DELIVERY

FIGURE	REFERENCE	DENOMINATION	AMOUNT
037	830.02508.00	CLAMP TIE D25x8	3
038	630.08030.96.01		1
039	830.04008.00	LOOP CLAMP D40X8	2
040	630.08015.96	SCREW ISO7380	2
041	948.01308.00	SPRING CLAMP Ø13	18

02. ENGINE RADIATOR

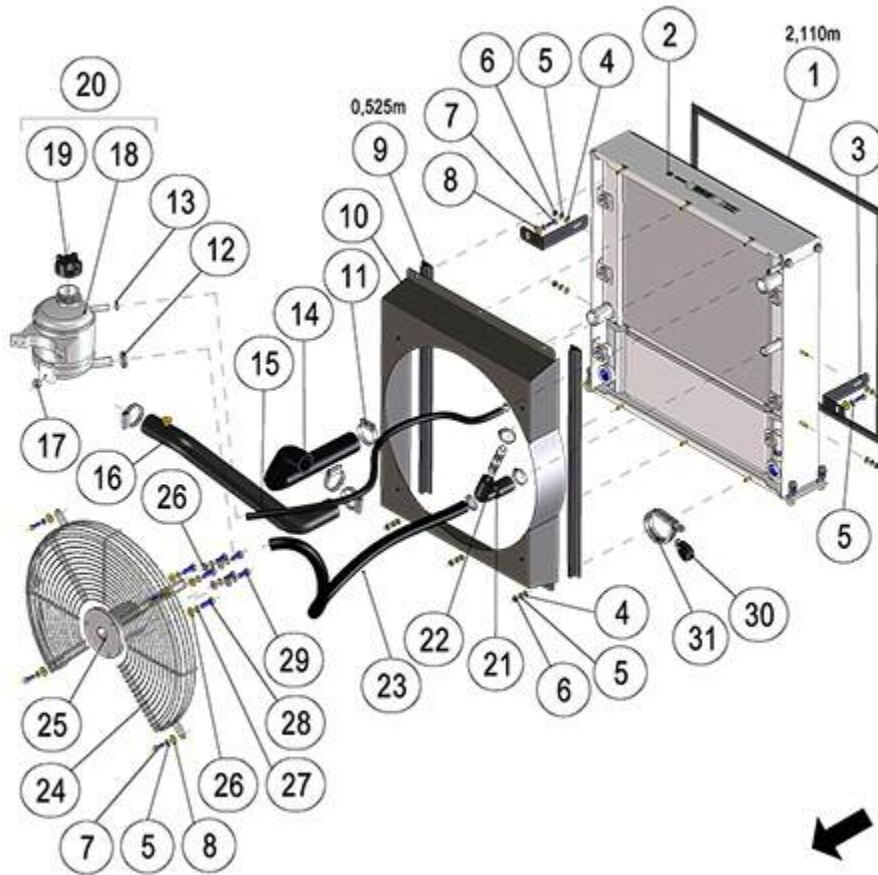


FIGURE	REFERENCE	DENOMINATION	AMOUNT
001	472.04015.00	RUBBER PROFILE MAT.	1
002	36.02502.00		1
003	36.02539.00		2
004	101.06000.66	WASHER DIN125 D6	7
005	104.06000.00	WASHER DIN7980 D6	13
006	701.06000.66	NUT DIN934 M6X1	7
007	603.06020.86	SCREW DIN933 M6x20	6
008	112.06000.66	WASHER DIN9021 D6	6
009	472.00411.00	RUBBER PROFILE MAT.	2
010	36.02537.00		1
011	912.30045.00	CLAMP	4
012	912.20032.00	CLAMP	4
013	912.08016.66	CLAMP DIN3017	2
014	36.02530.01		1
015	469.01017.01		1
016	36.02535.01		1

017	20.10010.01	PIN SUPPORT 8X17	1
018	09.00171.01	EXPANSION TANK WITHOUT CAP	1
019	09.00172.00	CAP	1
020	46.00171.01	EXPANSION TANK	1
021	20.02065.00	RUBBER HOSE B/P D22 / D16	1
022	32.08243.00	FITTING M/M RECTUM 16X12X76	1
023	464.03024.01		1
024	36.02538.00		1
025	36.02520.00		1
026	101.08000.66	WASHER DIN125 D8	7
027	104.08000.00	WASHER DIN7980 D8	7
028	603.08025.86	SCREW DIN933 M8x25	3
029	603.08020.86	SCREW DIN933 M8x20	4
030	830.01808.00	CLAMP LOOP	1
031	830.06008.00	CLAMP D60X8	1

02. ENGINE

RADIATOR

CHASSIS: 88805

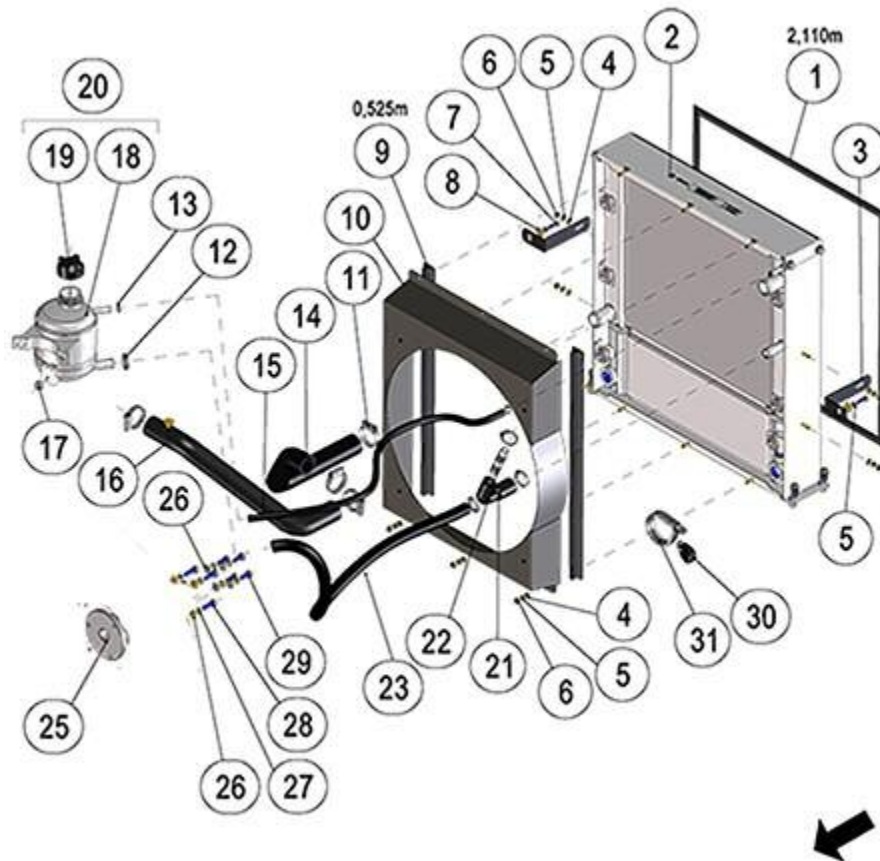


FIGURE	REFERENCE	DENOMINATION	AMOUNT
001	472.04015.00	RUBBER PROFILE MAT.	1
002	36.02502.00		1
003	36.02539.00		2
004	101.06000.66	WASHER DIN125 D6	7
006	701.06000.66	NUT DIN934 M6X1	7
009	472.00411.00	RUBBER PROFILE MAT.	2
010	36.02537.00		1
011	912.30045.00	CLAMP	4
012	912.20032.00	CLAMP	4
013	912.08016.66	CLAMP DIN3017	2
014	36.02530.01		1
015	469.01017.01		1
016	36.02535.01		1
017	20.10010.01	PIN SUPPORT 8X17	1
018	09.00171.01	EXPANSION TANK WITHOUT CAP	1

019	09.00172.00	CAP	1
020	46.00171.01	EXPANSION TANK	1
021	20.02065.00	RUBBER HOSE B/P D22 / D16	1
022	32.08243.00	FITTING M/M RECTUM 16X12X76	1
023	464.03024.01		1
025	36.02520.00		1
026	101.08000.66	WASHER DIN125 D8	7
027	104.08000.00	WASHER DIN7980 D8	7
028	603.08025.86	SCREW DIN933 M8x25	3
029	603.08020.86	SCREW DIN933 M8x20	4
030	830.01808.00	CLAMP LOOP	1
031	830.06008.00	CLAMP D60X8	1

COMMENTS

PM.00144

02. ENGINE SUPPORTS

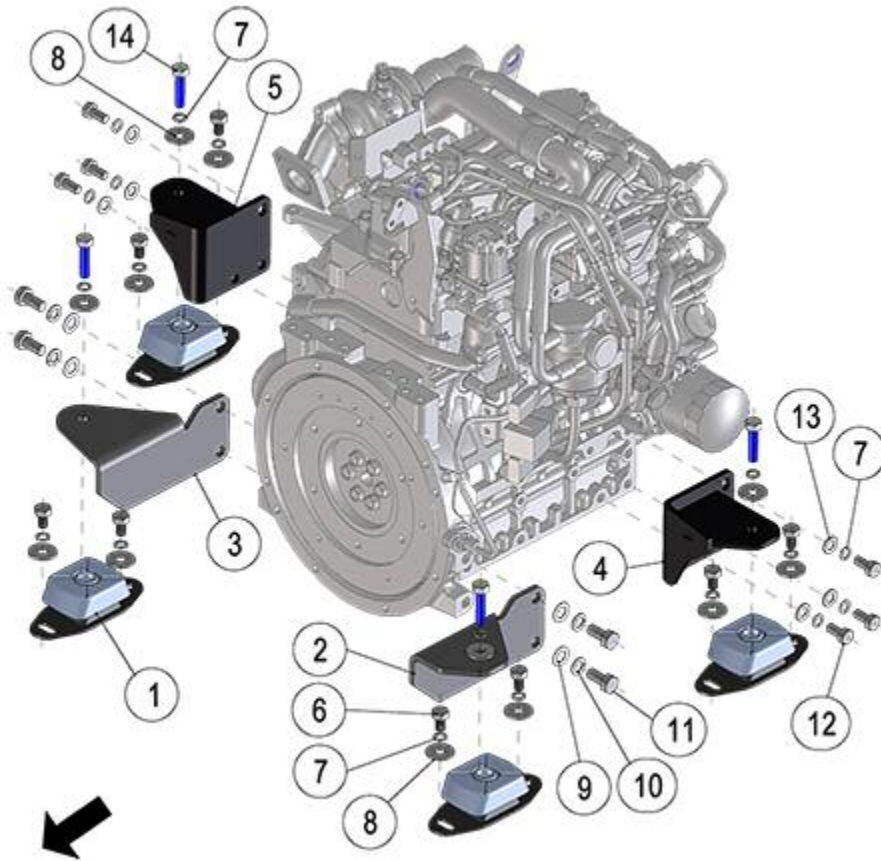


FIGURE	REFERENCE	DENOMINATION	AMOUNT
001	36.02612.00		4
002	36.02610.00		1
003	36.02611.01		1
004	24.02611.00	LEFT REAR ENGINE SUPPORT	1
005	24.02612.00	RIGHT REAR ENGINE SUPPORT	1
006	603.12020.86	SCREW DIN933	8
007	104.12000.00	WASHER DIN7980 D12	18
008	112.12000.66	WASHER DIN9021 D 12X36	12
009	101.14000.66	WASHER DIN125 D14	4
010	104.14000.00	CIR-CLIP EXT. DIN7980	4
011	617.14025.86	SCREW DIN931	4
012	617.12025.86	SCREW DIN933	6
013	101.12000.66	WASHER DIN125 D12	6
014	603.12050.86	SCREW DIN933	4

03. TRANSMISSION HYDROSTATIC TRANSMISSION

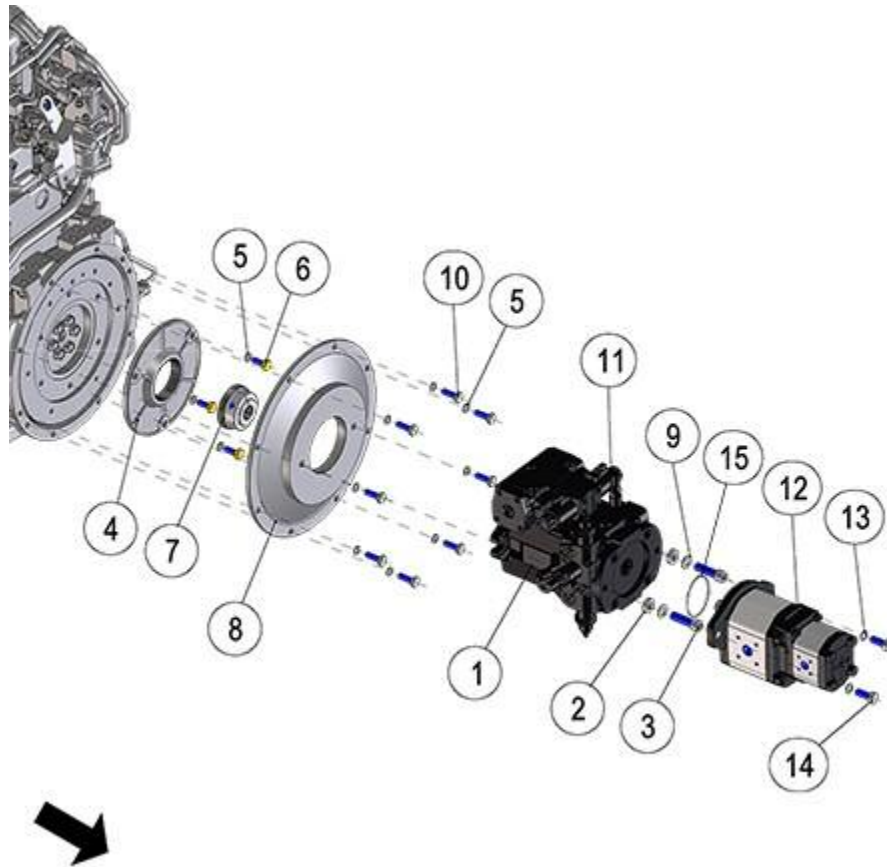


FIGURE	REFERENCE	DENOMINATION	AMOUNT
001	36.03220.00		1
002	15.30110.00	WASHER 14X7X26	2
003	601.14045.86	SCREW DIN912 M14x45	1
004	65.03214.01	ATTACHMENT CIL/DEN	1
005	104.10000.00	WASHER DIN7980 D10	11
006	617.10025.86	SCREW DIN960 M10X25X1.25	3
007	70.02091.01	COUPLING GEA/GEA Z50XZ15X37	1
008	20.03204.00	SAE SAUCER 5, B2 H = 45	1
009	104.14000.00	CIR-CLIP EXT. DIN7980	2
010	603.10030.87	SCREW DIN 933 M10x30	8
011	R902602669		1
012	24.10105.00		1
013	104.12000.00	WASHER DIN7980 D12	2
014	603.12030.86	SCREW DIN933 M12x30	2
015	RXR913032365		1

03. TRANSMISSION

HYDROSTATIC ENGINE

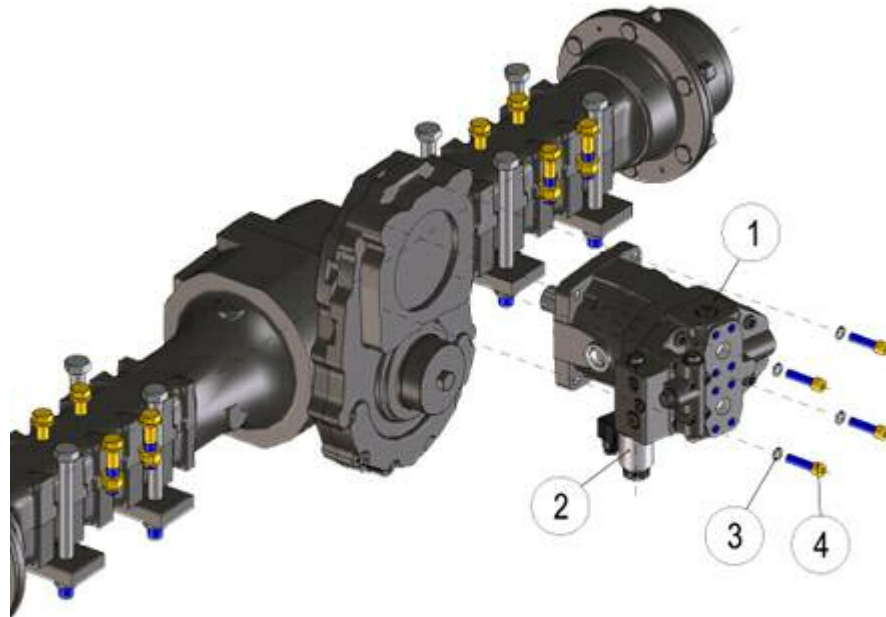


FIGURE	REFERENCE	DENOMINATION	AMOUNT
001	52.01490.05	HYDRAULIC ENGINE REXROTH A6VM SERIE 65 80cc	1
002	RXR902603562	COIL	1
003	104.12000.00	WASHER DIN7980 D12	4
004	601.12045.86	SCREW DIN912	4

03. TRANSMISSION UNIVERSAL JOINT

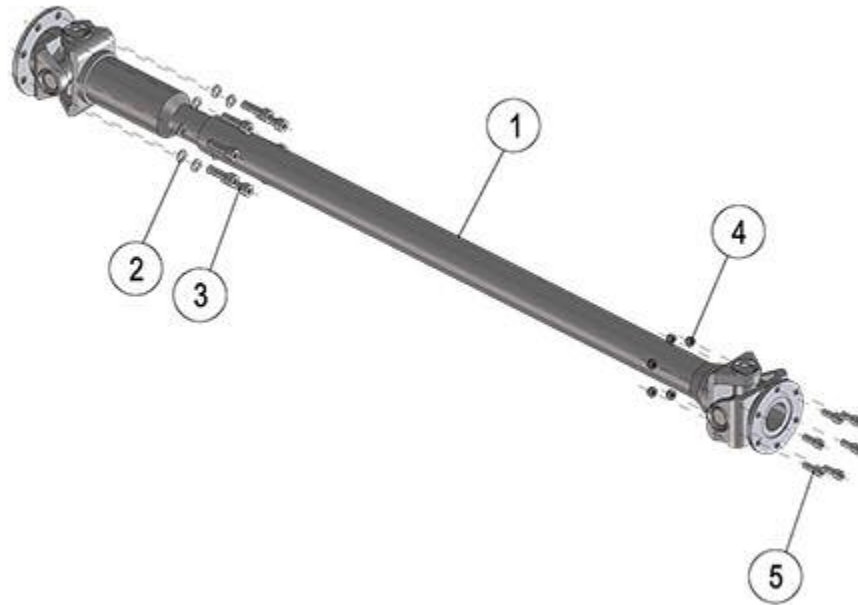


FIGURE	REFERENCE	DENOMINATION	AMOUNT
001	32.03060.00	CARDAN JOINT 1230	1
002	104.10000.00	WASHER DIN7980 D10	8
003	601.10035.86	SCREW DIN912	8
004	711.08000.66	NUT DIN982 M8	6
005	601.08025.86	SCREW DIN912	6

03. TRANSMISSION FRONT AXLE

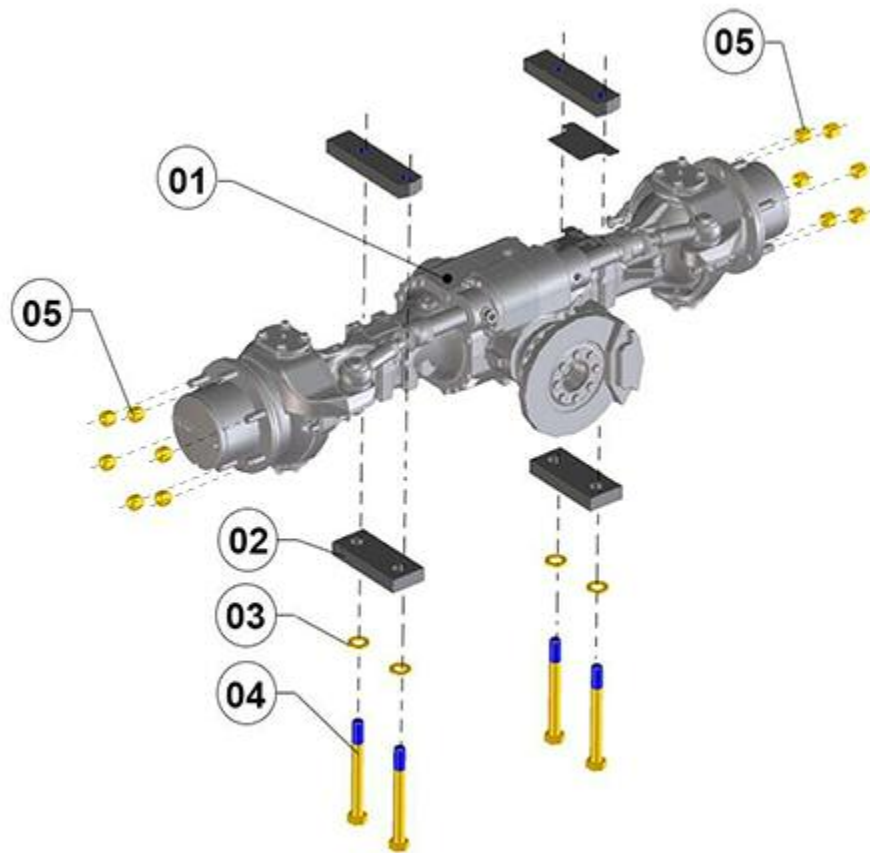


FIGURE	REFERENCE	DENOMINATION	AMOUNT
001	32.03140.02	FRONT STEERING AXLE	1
002	32.04176.00	STRIP SUPPORT	2
003	101.24000.66	WASHER DIN125	4
004	604.24220.96	BOLT M24x220	4

03. TRANSMISSION

FRONT AXLE (2)

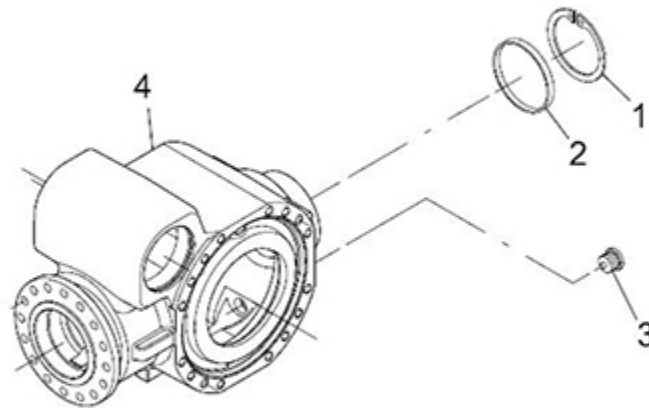


FIGURE	REFERENCE	DENOMINATION	AMOUNT
001	DA002020088	CIRCLIP	1
001	DA002020088	CIRCLIP	1
002	DA1710101504	CAP	1
002	DA1710101504	CAP	1
003	DA1120161007	Plug	1
003	DA3551461102	TAPON ROTURA DOBLE	1
004	DA2110100412	HOUSING	1
004	DA2110100412	HOUSING	1

03. TRANSMISSION FRONT AXLE (3)

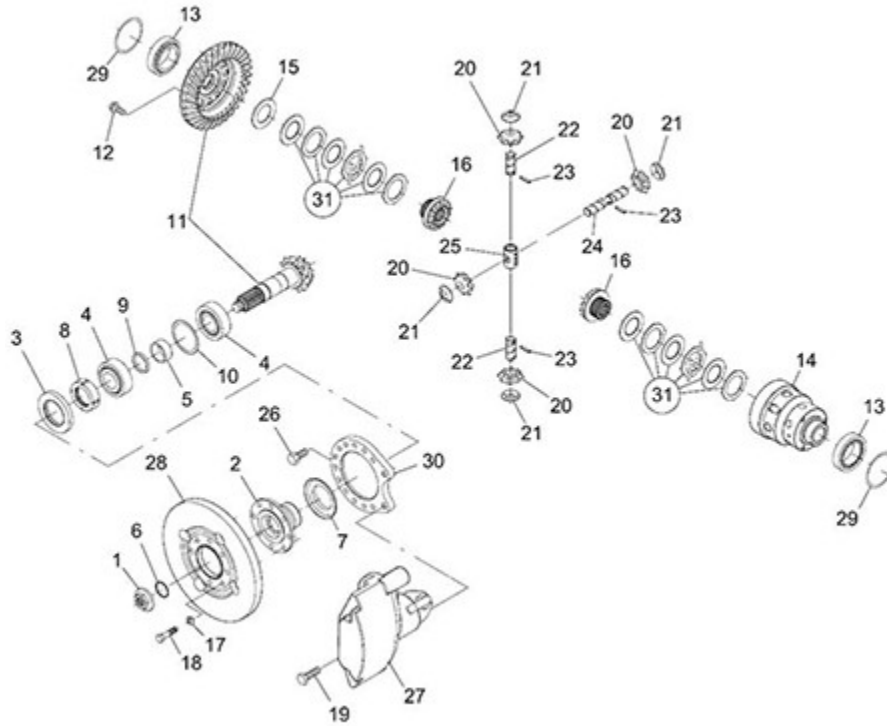


FIGURE	REFERENCE	DENOMINATION	AMOUNT
001	DA10090956	NUT	1
001	DA7460400801	NUT	1
002	DA1710402904	FLANGE	1
002	DA1710402904	FLANGE	1
003	DA001034328	SEAL	1
003	DA001033221	SEAL	1
004	DA005092938	BEARING	2
004	DA005092938	BEARING	2
005	DA3151400801	SPACER	1
005	DA3151400801	SPACER	1
006	DA001050041	O-RING	1
006	DA001050041	O-RING	1
007	DA2210100201	COVERPLATE	1
007	DA2210100201	COVERPLATE	1
008	DA1710402801	RING NUT	1
008	DA1710402802	RING NUT	1

009	DA3151440001	SHIM KIT	1
009	DA3151400910	RING	1
009	DA3151401004	RING	1
010	DA013011549	SHIM	1
010	DA013011550	SHIM	1
010	DA013011551	SHIM	1
010	DA7250440002	SHIM KIT	1
011	DA1110450011	BEVEL GEAR SET	1
011	DA1110450011	BEVEL GEAR SET	1
012	DA016283658	BOLT	12
012	DA016283658	BOLT	12
013	DA005090496	TAPER ROLLER BEARING	2
013	DA005090496	TAPER ROLLER BEARING	2
014	DA1110405702	DIFFERENTIAL CARRIER	1
014	DA1110405702	DIFFERENTIAL CARRIER	1
015	DA1710401101A	FRICTION WASHER	1
015	DA1710401101A	FRICTION WASHER	1
016	DA1110405902	DIFFERENTIAL SIDE GEAR	2
016	DA1110405902	DIFFERENTIAL SIDE GEAR	2
017	DA011041318	SPRING WASHER	8

03. TRANSMISSION FRONT AXLE (3)

FIGURE	REFERENCE	DENOMINATION	AMOUNT
017	DA011041318	SPRING WASHER	8
018	DA016030642	HEXAGON BOLT	8
018	DA016030642	HEXAGON BOLT	8
019	DA016011006	HEXAGON BOLT	2
019	DA016011006	HEXAGON BOLT	2
020	DA1110407001	DIFFERENTIAL PINION	4
020	DA1110407001	DIFFERENTIAL PINION	4
021	DA1710401201A	FRICTION WASHER	4
021	DA1710401201A	FRICTION WASHER	4
022	DA1110403402	PIN	2
022	DA1110403402	PIN	2
023	DA014033539	PIN	3
023	DA014033539	PIN	3
024	DA1110403302	PIN	1

024	DA1110403302	PIN	1
025	DA1110403202	SHAFT RETAINER	1
025	DA1110403202	SHAFT RETAINER	1
026	DA016011003	HEXAGON BOLT	12
026	DA016011003	HEXAGON BOLT	12
027	DA2110760301	FIXED CALIPER	1
027	DA10172227	FIXED CALIPER	1
028	DA7380708805	BRAKE DISC	1
028	DA7380708803	BRAKE DISC	1
029	DA1110440016	SHIM KIT	1
029	DA013011475	SHIM	2
029	DA013013288	SHIM	2
029	DA013013289	SHIM	2
029	DA013013290	SHIM	2
030	DA2110100803	SUPPORT	1
030	DA2110100803	SUPPORT	1
031	DA1110461001	CLUTCH DISC	2
031	DA1110461001	CLUTCH DISC	2

03. TRANSMISSION FRONT AXLE (4)

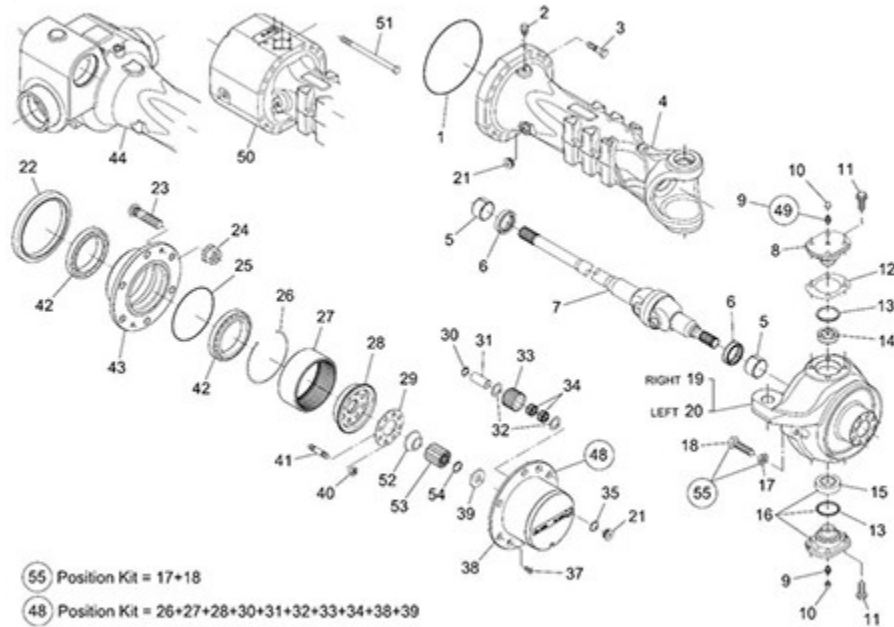


FIGURE	REFERENCE	DENOMINATION	AMOUNT
001	DA001051037	O-RING	2
001	DA001051037	O-RING	2
002	DA1120101802	VENT	1
002	DA1120101806	CAP	1
003	DA016314361	BOLT	32
003	DA016314361	BOLT	32
004	DA2110604201	AXLE CASE	2
004	DA2110604201	AXLE CASE	2
005	DA2110601701	THRUST BUSHING	2
005	DA2110601701	THRUST BUSHING	2
006	DA2110602001	SEAL	4
006	DA2110602001	SEAL	4
007	DA2110661206	DOUBLE UNIVERSAL JOINT	2
007	DA2110661211	DOUBLE UNIVERSAL JOINT	2
008	DA2110601207	PIVOT PIN	2
008	DA2110601202	PIVOT PIN	2

009	DA008010213	GREASE FITTING	4
009	DA008010213	GREASE FITTING	4
010	DA7340701501	CAP	4
010	DA7340701501	CAP	4
011	DA016283390	SCREW	20
011	DA10073641	SCREW	20
012	DA2110601301	SHIM	2
012	DA2110601301	SHIM	2
012	DA2110601302	SHIM	2
012	DA2110601302	SHIM	2
012	DA2110601303	SHIM	2
012	DA2110601303	SHIM	2
013	DA2110601901	SEAL	4
013	DA2110601901	SEAL	4
014	DA2120600603	BUSHING	2
014	DA2120600604	REDUCTION BUSHING	2
015	DA2780602802	ARTICULATION	2
015	DA2780602801	ARTICULATION	2
016	DA2110670104	PIVOT PIN	2
016	DA2110670101	PIVOT PIN	2

03. TRANSMISSION FRONT AXLE (4)

FIGURE	REFERENCE	DENOMINATION	AMOUNT
017	DA006051521	NUT	4
017	DA006051521	NUT	4
018	DA2130601101	BOLT	4
018	DA2130601101	BOLT	4
019	DA2110671503	RIGHT STEERING CASE	1
019	DA2110671503	RIGHT STEERING CASE	1
020	DA2110671403	LEFT STEERING CASE	1
020	DA2110671403	LEFT STEERING CASE	1
021	DA1120161008	PLUG	4
021	DA3551461002	PLUG	4
022	DA1230601603	SEAL	2
022	DA1230601601	SEAL	2
023	DA8190600606	BOLT, WHEEL	12
023	DA8190600606	BOLT, WHEEL	12

024	DA006080206	WHEEL NUT	12
024	DA10089670	NUT	12
025	DA001051350	RING	2
025	DA001051350	RING	2
026	DA1110601901	CIRCLIP	2
026	DA1110601901	CIRCLIP	2
027	DA1110601802	RING GEAR	2
027	DA1110601802	RING GEAR	2
028	DA1110602301	RING GEAR SUPPORT	2
028	DA1110602301	RING GEAR SUPPORT	2
029	DA1110600702	LOCKING PLATE	2
029	DA1110600702	LOCKING PLATE	2
030	DA10075169	CIRCLIP	6
030	DA002021024	CIRCLIP	6
031	DA1110601604	PIN	6
031	DA1110601602	PIN	6
032	DA1110601701	FRICITION WASHER	12
032	DA1110601701	FRICITION WASHER	12
033	DA1110601503	DIFFERENTIAL PINION	6
033	DA1110601504	DIFFERENTIAL PINION	6
034	DA10118864	NEEDLE BEARING	12
034	DA005130171	NEEDLE BEARING	12

03. TRANSMISSION FRONT AXLE (4)

FIGURE	REFERENCE	DENOMINATION	AMOUNT
037	DA016062055	BOLT	4
038	DA1110602201	PLANET GEAR CARRIER	2
038	DA1110602201	PLANET GEAR CARRIER	2
039	DA1120601702	WASHER	2
039	DA1120601702	WASHER	2
040	DA006254381	NUT	16
040	DA006254381	NUT	16
041	DA1110600602	STUD	16
041	DA1110600604	STUD	16
042	DA005101380	BEARING	4
042	DA005101380	BEARING	4
043	DA2110602101	WHEEL HUB	2

043	DA2110602101	WHEEL HUB	2
048	DA1110671002	PLANET GEAR CARRIER KIT	2
048	DA1110671002	PLANET GEAR CARRIER KIT	2
052	DA2110603102	SPACER	2
052	DA2110603102	SPACER	2
053	DA2110602602	PLANET GEAR	2
053	DA2110602602	PLANET GEAR	2
054	DA002010066	CIRCLIP	2
054	DA002010066	CIRCLIP	2
055	DA2130671101	STEERING ADJUST BOLT KIT	4
055	DA2130671101	STEERING ADJUST BOLT KIT	4

03. TRANSMISSION BRAKE CALIPER

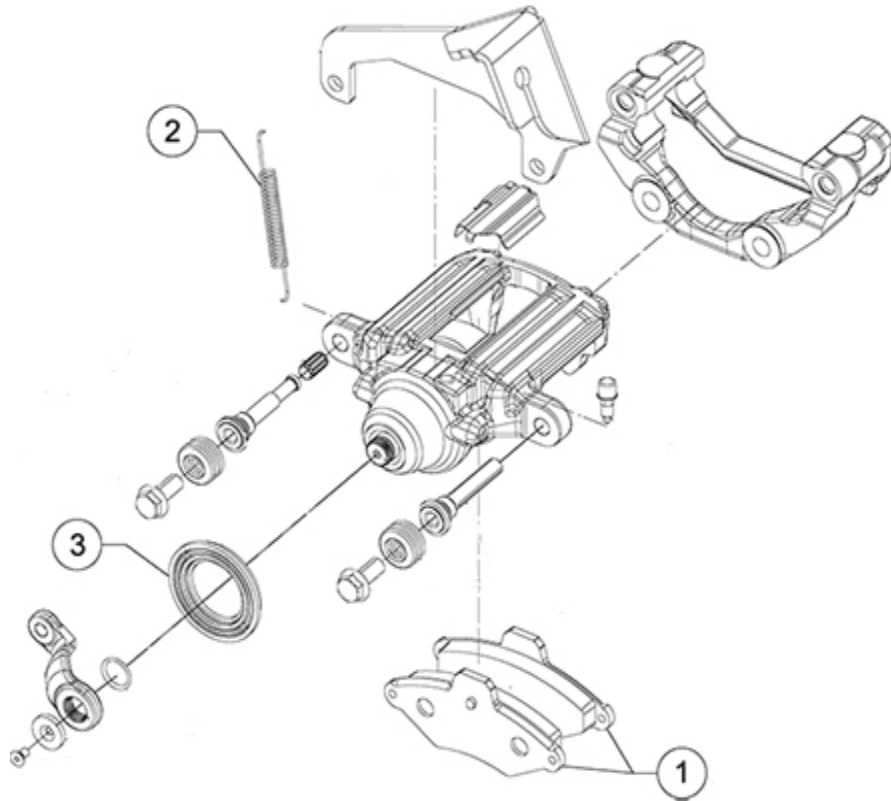


FIGURE	REFERENCE	DENOMINATION	AMOUNT
001	DA10130372	BRAKE SHOE AND SPRING	1
003	DA10130374	KIT DUST COVER	1
003	DA10149241	KIT BRAKE SPRING	1

03. TRANSMISSION FRONT AXLE (4)

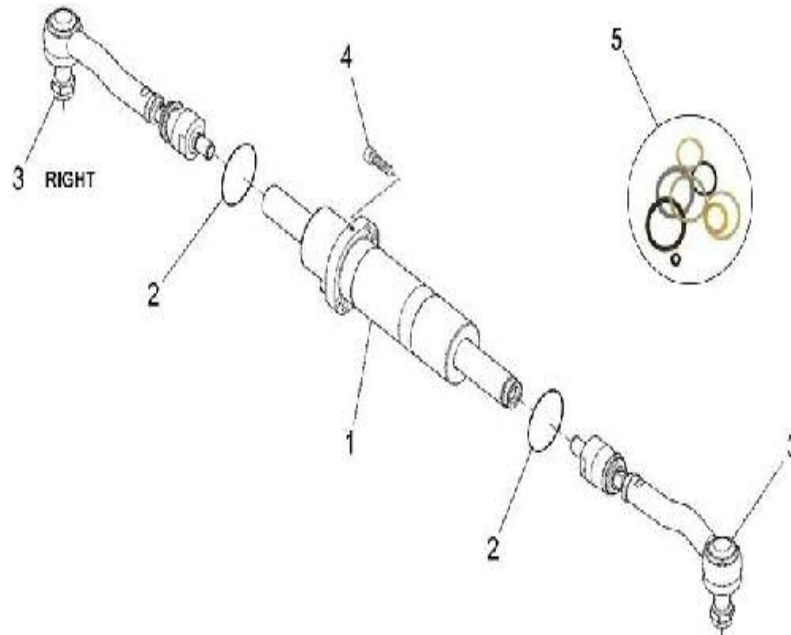


FIGURE	REFERENCE	DENOMINATION	AMOUNT
001	DA2112462313	CYLINDER	1
002	DA001051548	RING	2
003	DA2112462421	BAR	2
004	DA016050438	CYLINDER BOLT	4
005	DA2112445006	SEAL KIT	1

03. TRANSMISSION

REAR AXLE (1)

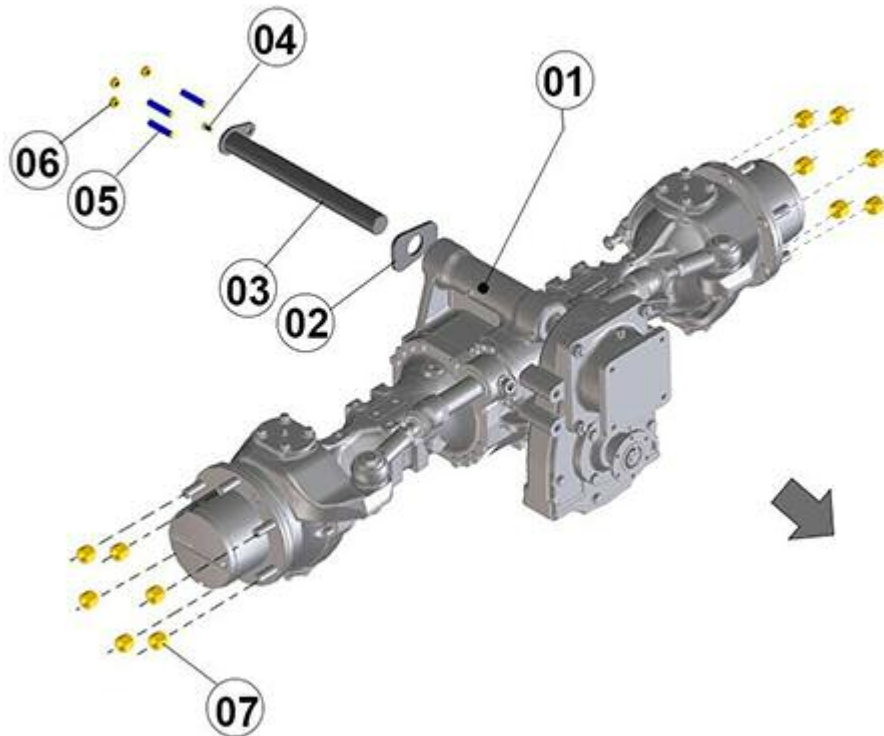


FIGURE	REFERENCE	DENOMINATION	AMOUNT
001	32.03240.00	REDUCTOR STEERING AXLE	1
002	32.04201.00	AXLE SUPPORT 95X80X8	1
003	32.04202.00	SHAFT CIL/CIL D30	1
004	603.08015.86	SCREW DIN933 M8x15	1
005	612.12060.86	BOLT DIN914 M12x60	3
006	701.12000.66	NUT DIN934 M12x1.75	3

03. TRANSMISSION

REAR AXLE (2)

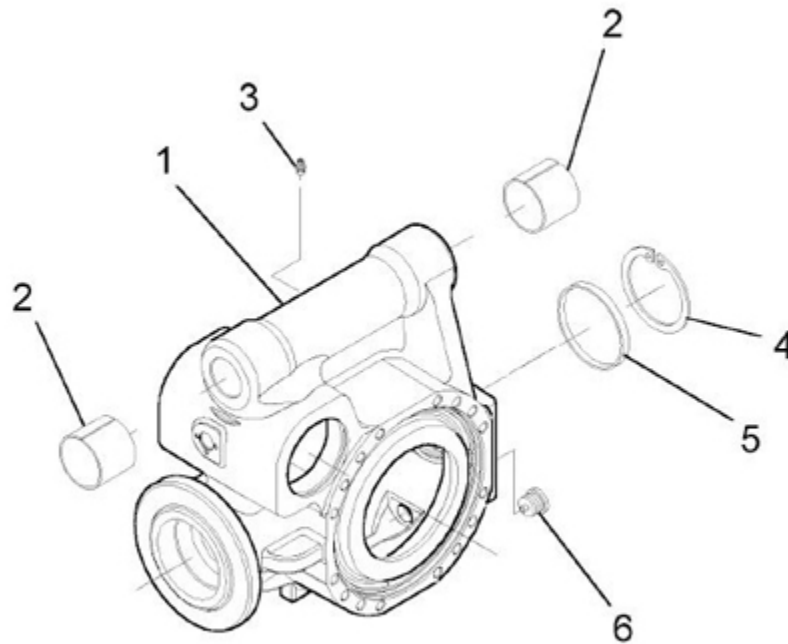


FIGURE	REFERENCE	DENOMINATION	AMOUNT
001	DA2110100702	HOUSING	1
002	DA2780100301	THRUST BUSHING	2
003	DA008010213	GREASE FITTING	1
004	DA07JM00090	RING	1
005	DA1710101504	CAP	1

03. TRANSMISSION

REAR AXLE (3)

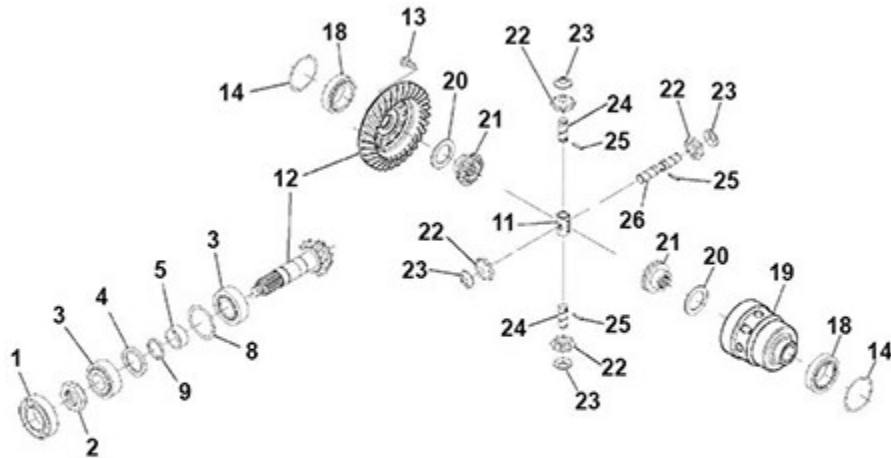


FIGURE	REFERENCE	DENOMINATION	AMOUNT
001	DA005010121	BALL BEARING	1
002	DA1710401901	RING NUT	1
003	DA005092938	BEARING	2
004	DA001010668	SEAL	1
005	DA3151400801	SPACER	1
008	DA013011549	SHIM	1
008	DA013011550	SHIM	1
008	DA013011551	SHIM	1
009	DA3151400910	RING	1
009	DA3151401004	RING	1
011	DA1110403202	SHAFT RETAINER	1
012	DA1110450009	BEVEL GEAR SET	1
013	DA016283658	BOLT	12
014	DA013011475	SHIM	2
014	DA013013288	SHIM	2
014	DA013013289	SHIM	2

014	DA013013290	SHIM	2
018	DA005090496	TAPER ROLLER BEARING	2
019	DA1110405701	DIFFERENTIAL CARRIER	1
020	DA1710401101A	FRICTION WASHER	2
021	DA1110405801	DIFFERENTIAL SIDE GEAR	2
022	DA1710400401A	DIFFERENTIAL PINION	4
023	DA1710401201A	FRICTION WASHER	4
024	DA1110403401	SHAFT	2
025	DA014033539	PIN	3
026	DA1110403301	SHAFT	1

03. TRANSMISSION REAR AXLE (4)

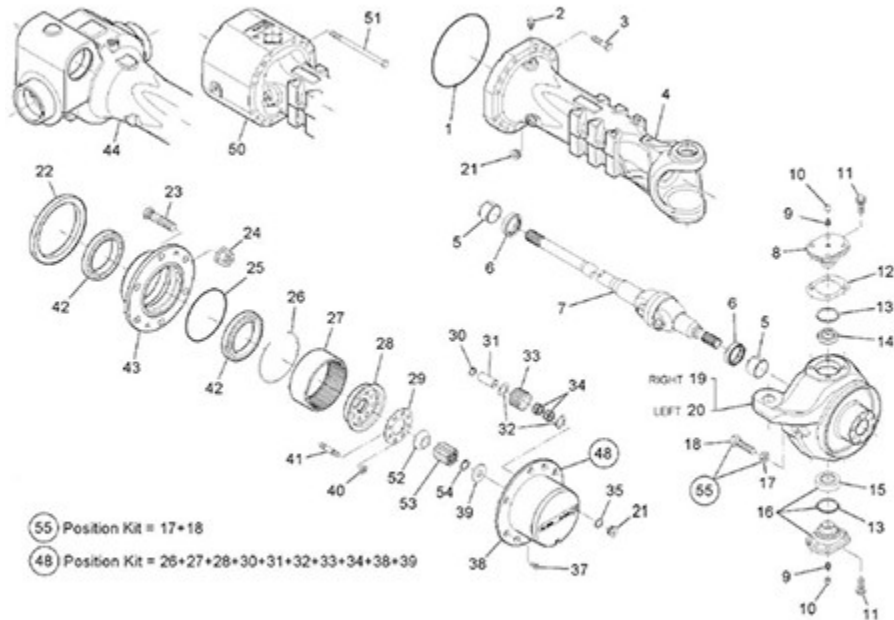


FIGURE	REFERENCE	DENOMINATION	AMOUNT
001	DA001051037	O-RING	2
002	DA1120101801	VENT	1
003	DA016031317	BOLT	32
004	DA2110604201	AXLE CASE	1
005	DA2110601701	THRUST BUSHING	2
006	DA2110602001	SEAL	4
007	DA2110661206	DOUBLE UNIVERSAL JOINT	2
008	DA2110601202	PIVOT PIN	2
009	DA008010213	GREASE FITTING	4
010	DA7340701501	CAP	4
011	DA016283390	SCREW	20
012	DA2110601301	SHIM	2
012	DA2110601302	SHIM	2
012	DA2110601303	SHIM	2
013	DA2110601901	SEAL	1
014	DA2120600603	BUSHING	2

015	DA2780602801	ARTICULATION	2
016	DA2110670101	PIVOT PIN	2
017	DA006051521	NUT	4
018	DA2130601101	BOLT	4
019	DA2110671503	RIGHT STEERING CASE	1
020	DA2110671403	LEFT STEERING CASE	1
021	DA3551461001	PLUG	3
022	DA1230601601	SEAL	2
023	DA8190600606	BOLT, WHEEL	12
024	DA006080206	WHEEL NUT	12
025	DA001051350	RING	2
026	DA1110601901	CIRCLIP	2
027	DA1110601802	RING GEAR	2
028	DA1110602301	RING GEAR SUPPORT	2
029	DA1110600701	LOCKING PLATE	2
030	DA002021024	CIRCLIP	6
031	DA1110601601	SHAFT	6
032	DA1110601701	FRICITION WASHER	12
033	DA1110601503	DIFFERENTIAL PINION	6
034	DA005130171	NEEDLE BEARING	12

03. TRANSMISSION

REAR AXLE (4)

FIGURE	REFERENCE	DENOMINATION	AMOUNT
037	DA016062055	BOLT	4
038	DA1110602201	PLANET GEAR CARRIER	2
039	DA1120601702	WASHER	2
040	DA006022961	NUT	16
041	DA1110600601	STUD	16
042	DA005101380	BEARING	4
043	DA2110602101	WHEEL HUB	2
048	DA1110671002	PLANET GEAR CARRIER KIT	2
052	DA2110603102	SPACER	2
053	DA2110602602	PLANET GEAR	2
054	DA002010066	CIRCLIP	2
055	DA2130671101	STEERING ADJUST BOLT KIT	4

03. TRANSMISSION

REAR AXLE (5)

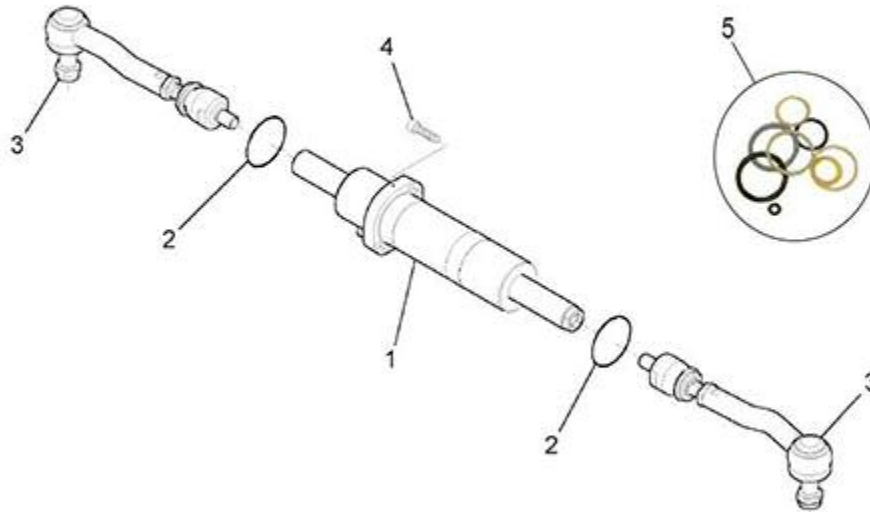


FIGURE	REFERENCE	DENOMINATION	AMOUNT
001	DA2112462307	CYLINDER	1
002	DA001051548	RING	2
003	DA2112462412	ARTICULATED TIE ROD	2
004	DA016051011	CYLINDER BOLT	4
005	DA2112445006	SEAL KIT	1

03. TRANSMISSION REAR AXLE (6)

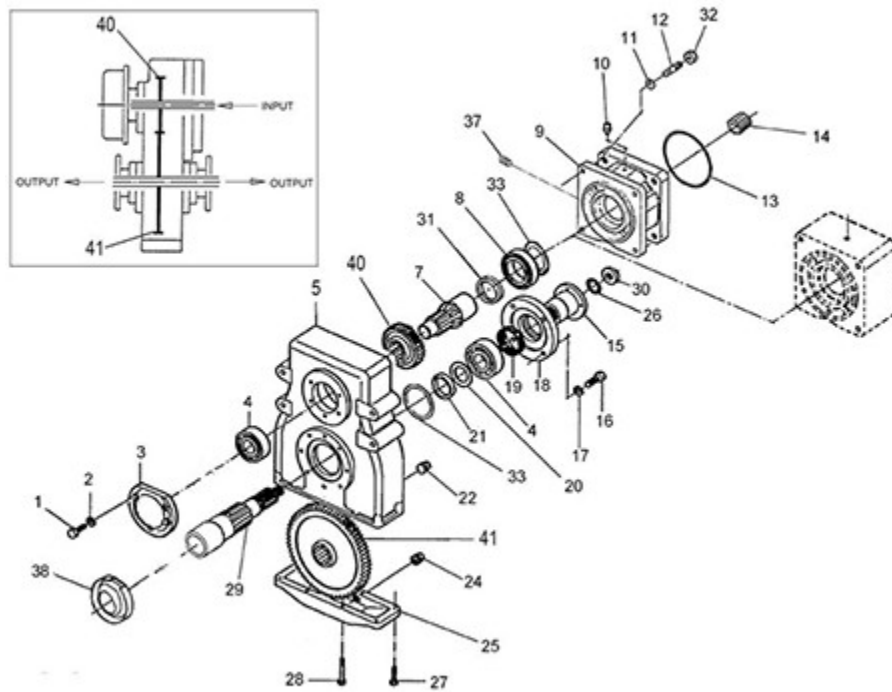


FIGURE	REFERENCE	DENOMINATION	AMOUNT
001	DA016050435	CYLINDER BOLT	5
003	DA3111401002	COVER	1
004	DA005010118	BALL BEARING	1
005	DA3111400101	HOUSING	1
007	DA7211400406	INPUT SHAFT	1
008	DA005013296	BALL BEARING	1
009	DA7211407601	COVER	1
010	DA7020100301	VENT	1
011	DA011010224	SPRING WASHER	4
012	DA017020791	STUD	4
013	DA001053322	O - RING	1
014	DA7170500601	FLANGE	1
015	DA7140200601	FLANGE	1
016	DA016010380	HEXAGON BOLT	4
017	DA011010223	SPRING WASHER	4
018	DA7221400601	COVER	1

019	DA001033256	SEAL	1
020	DA7111400501	SPACER	1
021	DA7151400601	SPACER	1
022	DA8080101701	PLUG	2
024	DA8190161001	MAGNET PLUG	1
025	DA3111400201	COVER	1
026	DA001050044	O - RING	1
027	DA016040416	CYLINDER BOLT	4
028	DA016042010	BOLT	4
029	DA7111403401	SHAFT	1
030	DA7460400801	NUT	1
031	DA7211405401	SPACER	1
032	DA006030198	NUT	4
033	DA013010311	SHIM	2
033	DA013011241	SHIM	1
033	DA013013177	SHIM	1
037	DA016141138	PLUG	1
038	DA1710100802	OILCATCHER	1
040	DA7211402801A	GEAR	1
041	DA7211403801A	GEAR	1

04. CHASSIS

CHASSIS

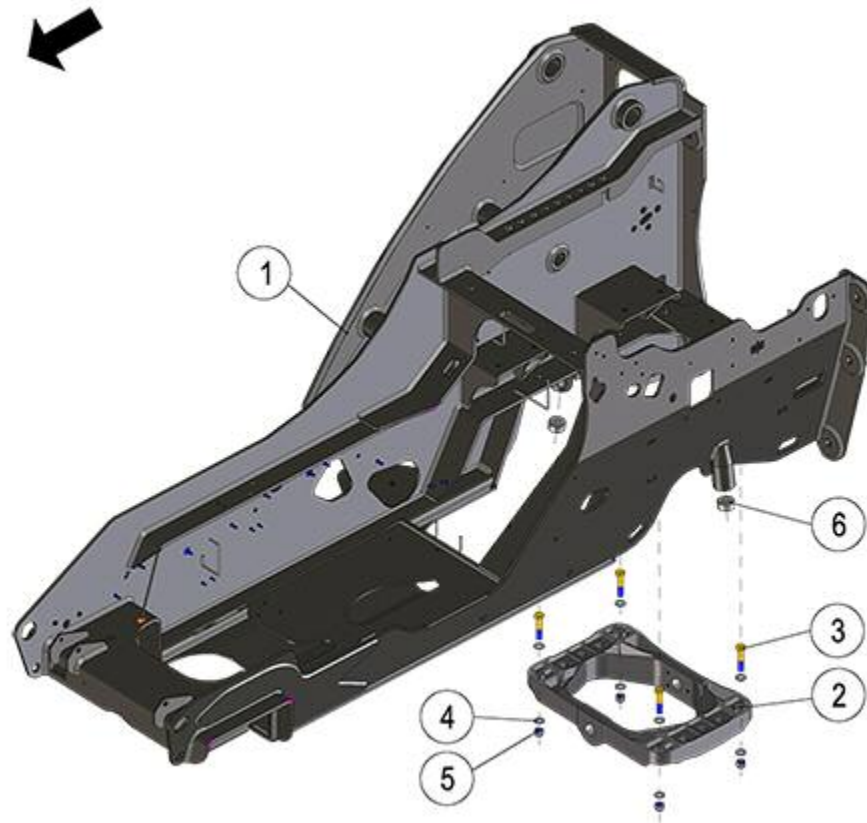


FIGURE	REFERENCE	DENOMINATION	AMOUNT
001	36.04100.00		1
002	32.04103.00	AXLE SUPPORT 635X360X112	1
003	604.16075.96		4
004	101.16000.66	WASHER DIN125 D16	8
005	711.16000.66	NUT DIN982 M16 8.8 K	4
006	20.03002.00	BUTT	2

04. CHASSIS SUPPORTS (PART 1)

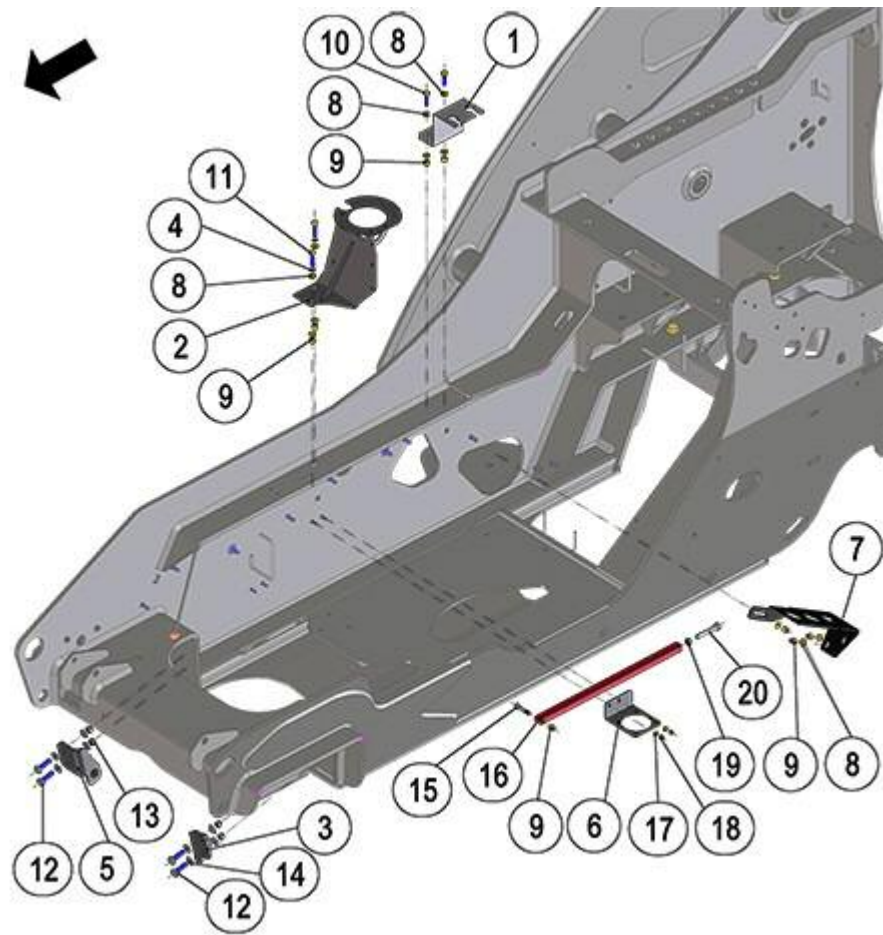


FIGURE	REFERENCE	DENOMINATION	AMOUNT
001	36.04232.00		1
002	36.04231.00		1
003	36.04222.00		1
004	104.08000.00	WASHER DIN7980 D8	11
005	32.04221.00	STRIGHT SUPPORT 120X80X8	1
006	46.04105.00	FIXING SUPPORT 45X84X105	1
007	36.04210.00		1
008	101.08000.66	WASHER DIN125 D8	11
009	711.08000.66	NUT DIN982 M8	8
010	603.08030.86	SCREW DIN933 M8X30	2
011	603.08035.86	SCREW DIN933	2
012	603.10035.86	SCREW DIN933 M10x35	4
013	711.10000.66	SHOCK ABSORBER	4
014	101.10000.66	WASHER DIN125 D10	3
015	604.08040.86	SCREW DIN931	1

016	32.04195.00	STRIP SUPPORT 20X15X447 (3002)	1
017	101.06000.66	WASHER DIN125 D6	2
018	711.06000.66	NUT DIN982 M6	2
019	701.10000.66	NUT DIN934 M10x1.5	1
020	603.10060.86	SCREW DIN933	1

04. CHASSIS SUPPORTS (PART 2)

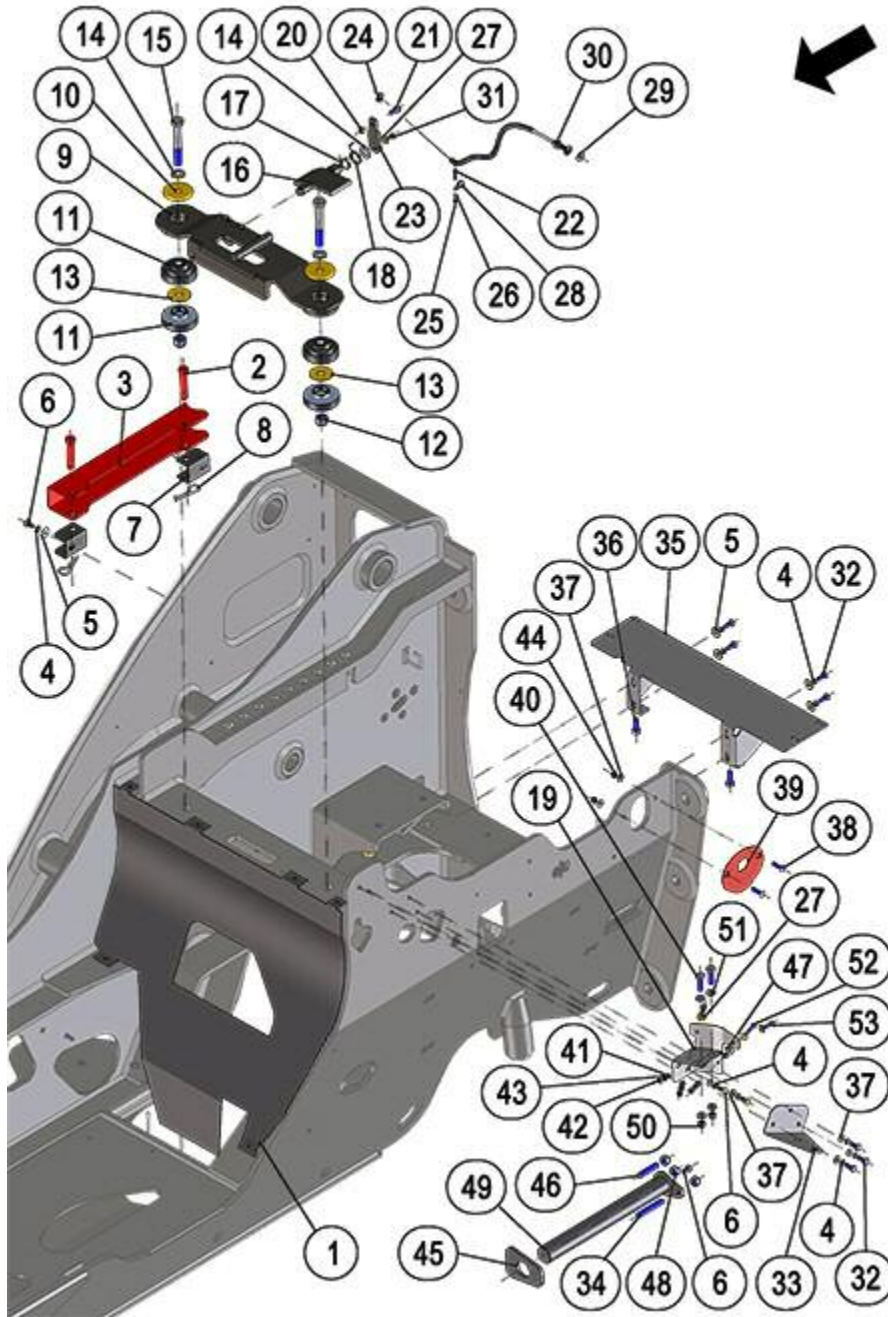


FIGURE	REFERENCE	DENOMINATION	AMOUNT
001	36.04236.00		1
002	35.09510.00	PIN	2
003	35.09507.00	ARM SUPPORT	1
004	104.08000.00	WASHER DIN7980 D8	2
005	112.08000.66	WASHER DIN9021 D8	6
006	603.08015.86	SCREW DIN933 M8x15	5

007	35.09506.00	SUPPORT	2
008	15.00836.00	PIN DIN11024 R4	2
009	36.04200.01		1
010	43.70833.00	WASHER 65X16X5	2
011	24.08305.00	SHOCK ABSORBER	4
012	711.16000.66	NUT DIN982 M16 8.8 K	2
013	112.16000.67		2
014	101.16000.66	WASHER DIN125 D16	8
015	604.16110.86	SCREW DIN931 M16x110	2
016	30.08033.00	SUPPORT	1
017	904.24000.00	RING DIN471 E24	1
018	46.05503.01	TORSION SPRING	1
019	36.04225.00		1
020	720.08000.66	NUT DIN985 M8 AUTOLOCKING	1
021	01.00735.00	SUPPORT ART.	1
022	601.04020.87	SCREW DIN912 M4x20	1
023	36.04201.00		1
024	45.03150.00	AXLE (HATZ)	1
025	711.04000.66	NUT	1
026	101.04000.66	WASHER DIN125 D4	1
027	112.06000.66	WASHER DIN9021 D6	4
028	830.00606.00	BRIDA LAZO D6x6	1
029	101.10000.67	D10 WASHER DIN125	1
030	40.00148.00	CABLE CHOKE	1
031	603.06010.86	SCREW DIN933 M6x10	1
032	603.08020.86	SCREW DIN933 M8x20	7
033	36.04226.00		1
034	612.12080.86	BOLT DIN914 M12x80	1
035	36.04220.01		1
036	603.10030.87	SCREW DIN 933 M10x30	2

04. CHASSIS

SUPPORTS (PART 2)

FIGURE	REFERENCE	DENOMINATION	AMOUNT
037	101.08000.66	WASHER DIN125 D8	7
038	618.08030.87	SCREW DIN7991 M8X30	2
039	36.04235.00		1
040	603.10035.86	SCREW DIN933 M10x35	2

041	101.06000.66	WASHER DIN125 D6	4
042	701.06000.66	NUT DIN934 M6X1	3
043	104.06000.00	WASHER DIN7980 D6	3
044	711.08000.66	NUT DIN982 M8	2
045	32.04201.00	AXLE SUPPORT 95X80X8	1
046	612.12060.86	BOLT DIN914 M12x60	2
047	20.10010.01	PIN SUPPORT 8X17	1
048	711.12000.66	NUT DIN982 M12	3
049	32.04202.00	SHAFT CIL/CIL D30	1
050	711.10000.66	SHOCK ABSORBER	2
051	101.10000.66	WASHER DIN125 D10	4
052	603.06030.86	SCREW DIN933 M6x30	1
053	603.06020.86	SCREW DIN933 M6x20	2

05. BRAKE ACTIVATION FOOTBRAKE (PART 1)

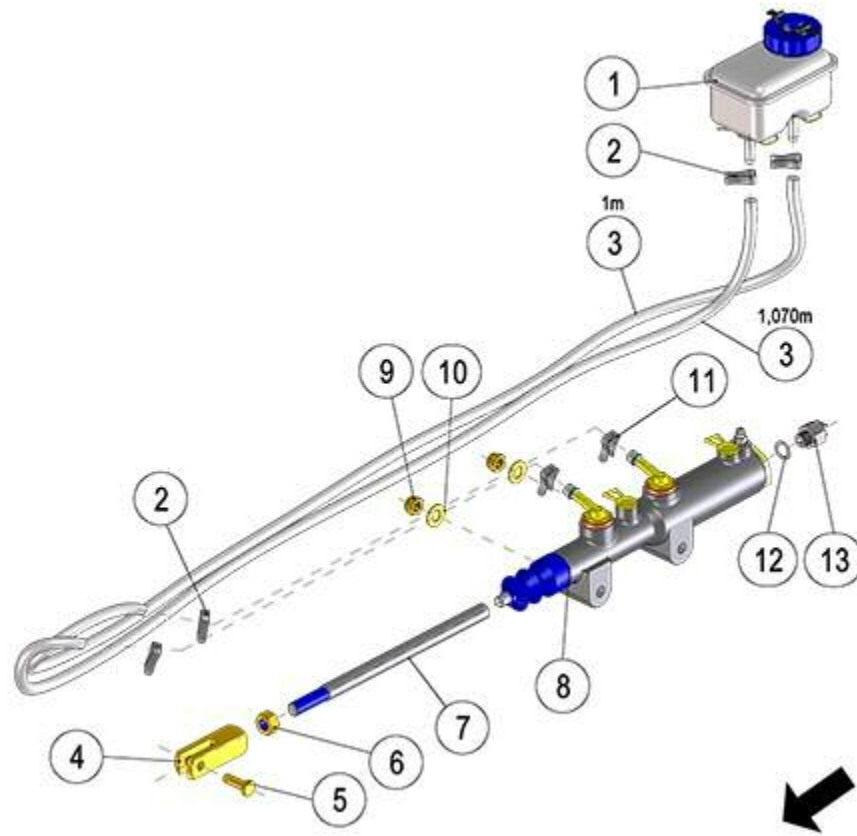


FIGURE	REFERENCE	DENOMINATION	AMOUNT
001	36.05020.00		1
002	948.01107.00	CLAMP SPRING	4
003	469.15009.00	PLASTIC HOSE 6X9	1
004	15.00719.10	ART. FORK	1
005	01.00514.01	AXLE CIL/CPA 14x8x28	1
006	701.12000.66	NUT DIN934 M12x1.75	1
007	32.05011.00	ROD	1
008	32.05010.00	BRAKE PUMP	1
009	711.10000.66	SHOCK ABSORBER	2
010	101.10000.66	WASHER DIN125 D10	2
011	948.00907.00	CLAMP SPRING D9	2
012	106.12000.20	WASHER CU	1
013	43.01520.00	BRAKE FLUID SWITCH	1

05. BRAKE ACTIVATION FOOTBRAKE (PART 2)

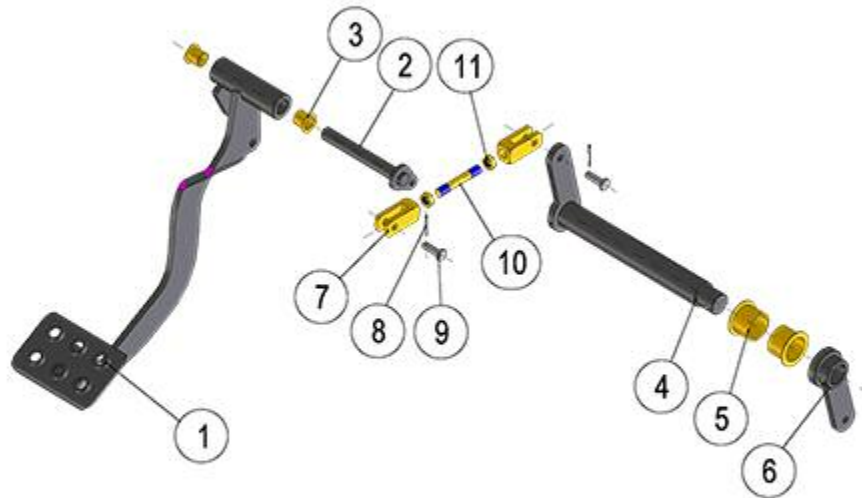


FIGURE	REFERENCE	DENOMINATION	AMOUNT
001	32.08181.00	BRAKE PEDAL (349X213X159)	1
002	32.08179.00	BRACKET ANG. (122X40X30)	1
003	959.01517.00	BUSHING, BRONZE Ø15	2
004	32.08178.00	STRIP SUPPORT (248X115X23)	1
005	959.03026.00	BUSHING, BRONZE Ø30	2
006	32.08177.00	STRIP SUPPORT (128XD45X25)	1
007	20.05040.00	ART. FORK	2
008	401.02025.60	PIN DIN94 2x25	2
009	01.00514.01	AXLE CIL/CPA 14x8x28	2
010	01.00371.01	STUD DIN939*	1
011	701.10000.66	NUT DIN934 M10x1.5	2

05. BRAKE ACTIVATION HANDBRAKE (PART 1)

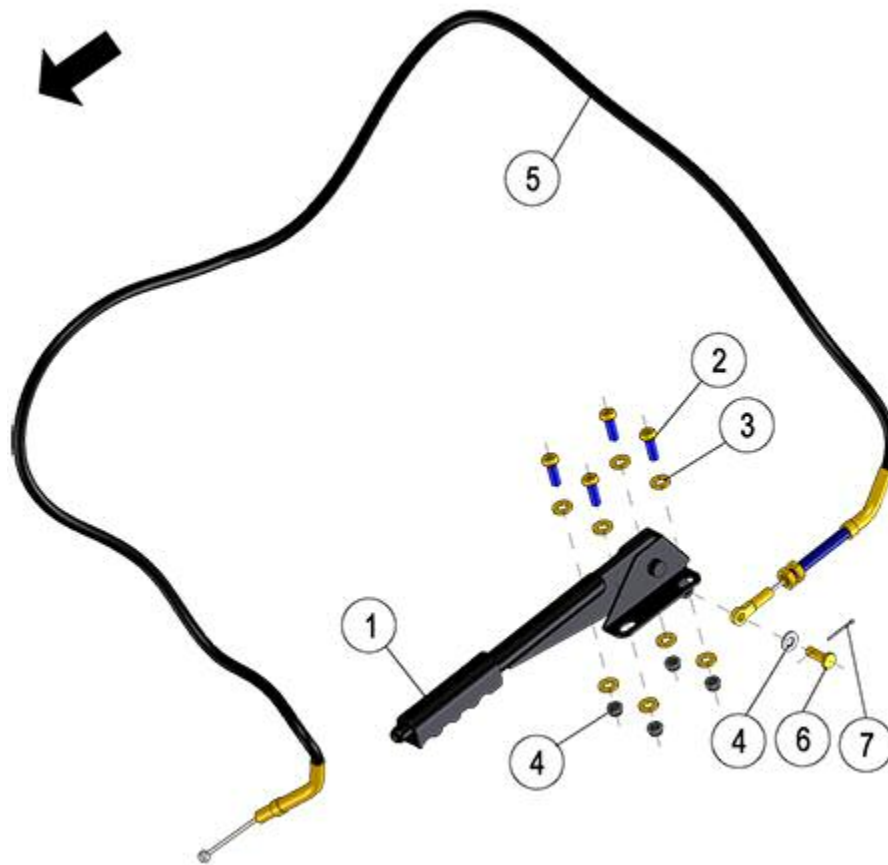


FIGURE	REFERENCE	DENOMINATION	AMOUNT
001	32.08166.01	PARKING BRAKE LEVER	1
002	630.08025.96	SCREW ISO7380	4
003	101.08000.66	WASHER DIN125 D8	9
004	711.08000.66.01		4
005	32.05022.01		1
006	01.00514.02	AXLE CIL/CPA	1
007	401.02025.60	PIN DIN94 2x25	1

05. ACTUATORS ACCELERATOR

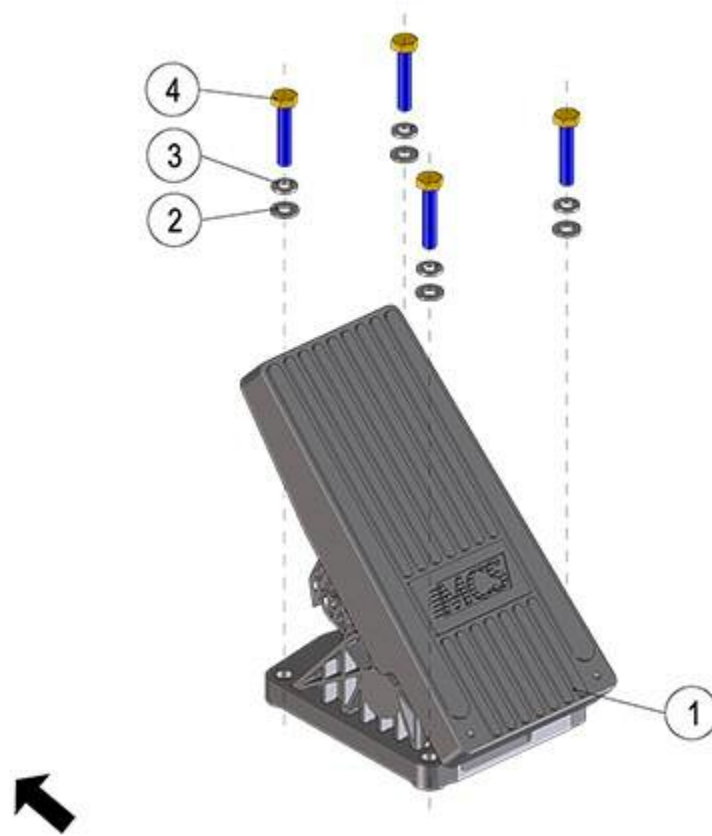


FIGURE	REFERENCE	DENOMINATION	AMOUNT
001	64.11071.00	THROTTLE ELECTRIC PEDAL	1
002	101.06000.66	WASHER DIN125 D6	4
003	104.06000.00	WASHER DIN7980 D6	4
004	603.06030.86	SCREW DIN933 M6x30	4

06. STEERING

STEERING



FIGURE	REFERENCE	DENOMINATION	AMOUNT
001	36.08171.00		1
002	36.11109.00		1
003	32.08172.00	MAIN SWITCH WITH KEY ASSEMBLY	1
004	36.11002.00		1
005	32.08173.00	EMERGENCY SWITCH	1
006	711.10000.66	SHOCK ABSORBER	4
007	32.08170.00	STEERING WHEEL (D320)	1
008	57.06015.00	HYDROSTATIC STEERING 80cc	1
009	622.10040.86	SCREW DIN913 M10X40	4
010	101.10000.66	WASHER DIN125 D10	4

RUEDAS WHEELS



FIGURE	REFERENCE	DENOMINATION	AMOUNT
001A	32.07050IZ00	WHEEL 10X75-15,3 18PR -2 LEFT	2
001B	32.07050DE00	WHEEL 10X75-15,3 18PR -2 RIGHT	2
002	32.07013.00	RIM 9X15.3-30	4

RUEDAS

WHEELS

CHASSIS: 90766



FIGURE	REFERENCE	DENOMINATION	AMOUNT
001A	36.07050IZ00	WHEEL LEFT	2
001B	36.07050DE00	WHEEL RIGHT	2
002	36.07013.00	RIM	4

08. BODYWORK SHEETS (1)

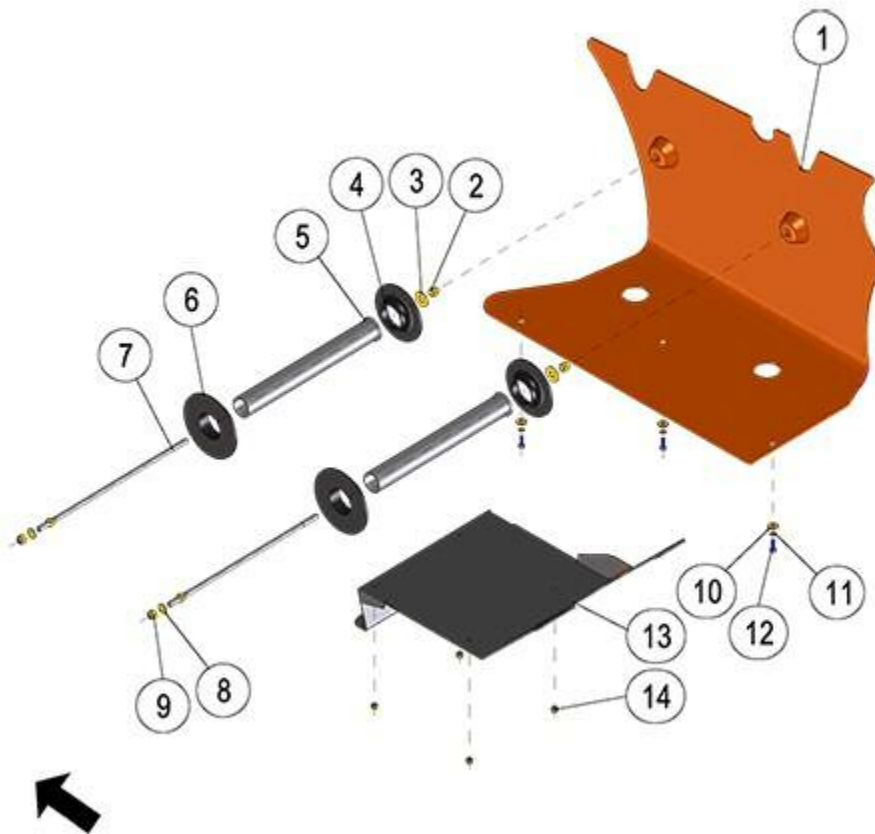


FIGURE	REFERENCE	DENOMINATION	AMOUNT
001	32.08011.00	TANK GUARD 911X552X434	1
002	712.12000.66	NUT DIN1587 M12	2
003	112.12000.66	WASHER DIN9021 D 12X36	2
004	32.08110.00	BUSHING, RUBBER Ø140x36	2
005	32.08012.00	FIXING SUPPORT D50X415	2
006	32.08111.00	BUSHING, RUBBER Ø160x30	2
007	32.08016.00	ROD	2
008	101.12000.66	WASHER DIN125 D12	2
009	711.12000.66	NUT DIN982 M12	2
010	112.08000.66	WASHER DIN9021 D8	3
011	104.08000.00	WASHER DIN7980 D8	3
012	603.08025.86	SCREW DIN933 M8x25	3
013	36.08180.00		1
014	711.08000.66	NUT DIN982 M8	4

08. BODYWORK SHEETS (2)

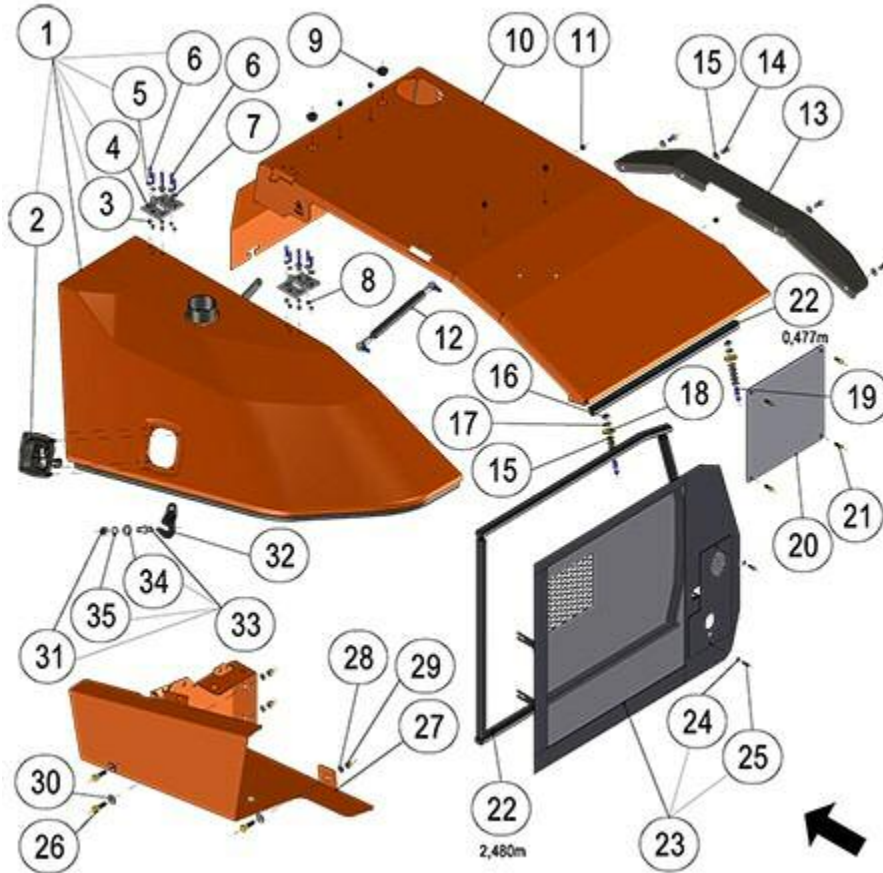


FIGURE	REFERENCE	DENOMINATION	AMOUNT
001	36.08110.00		1
002	32.08051.01	ENGINE COVER	1
003	711.05000.67	NUT M5 DIN 982	6
004	13.08161.00	BOX COVER HINGE	2
005	101.05000.66	WASHER DIN125 D5	6
006	630.05025.97	ISO 7380 M5x25 SCREW ZINC	12
007	112.05000.66	WASHER DIN9021 D5	6
008	701.05000.67	NUT DIN934 M5	6
009	02.32025.00	CAP	2
010	36.08115.00		1
011	02.32008.00	PLASTIC PLUG	6
012	48.08038.00	SHOCK REAR DOOR W	1
013	36.08145.00		1
014	630.08015.96	SCREW ISO7380	4
015	101.08000.66	WASHER DIN125 D8	14
016	701.10000.66	NUT DIN934 M10x1.5	2

017	104.10000.00	WASHER DIN7980 D10	2
018	112.10000.66	WASHER DIN9021 D10	2
019	15.00435.01	STUD DIN938 33 M10x1.5	2
020	36.08125.00		1
021	630.06020.96	SCREW ISO7380 M6x20	4
022	472.00410.00	RUBBER PROFILE 22X22	1
023	36.08130.01		1
024	101.05000.67	WASHER DIN125 D5	2
025	630.05015.96	SCREW ISO7380 M5x15	2
026	603.08030.86	SCREW DIN933 M8X30	3
027	36.08120.00		1
028	101.08000.66	WASHER DIN125 D8	3
029	711.08000.66	NUT DIN982 M8	3
030	112.08000.66	WASHER DIN9021 D8	3
031	701.12000.66	NUT DIN934 M12x1.75	1
032	33.08061.03		1
033	36.08040.00		1
034	101.12000.66	WASHER DIN125 D12	1
035	104.12000.00	WASHER DIN7980 D12	1

08. BODYWORK

SHEETS (2)

CHASSIS: 88937

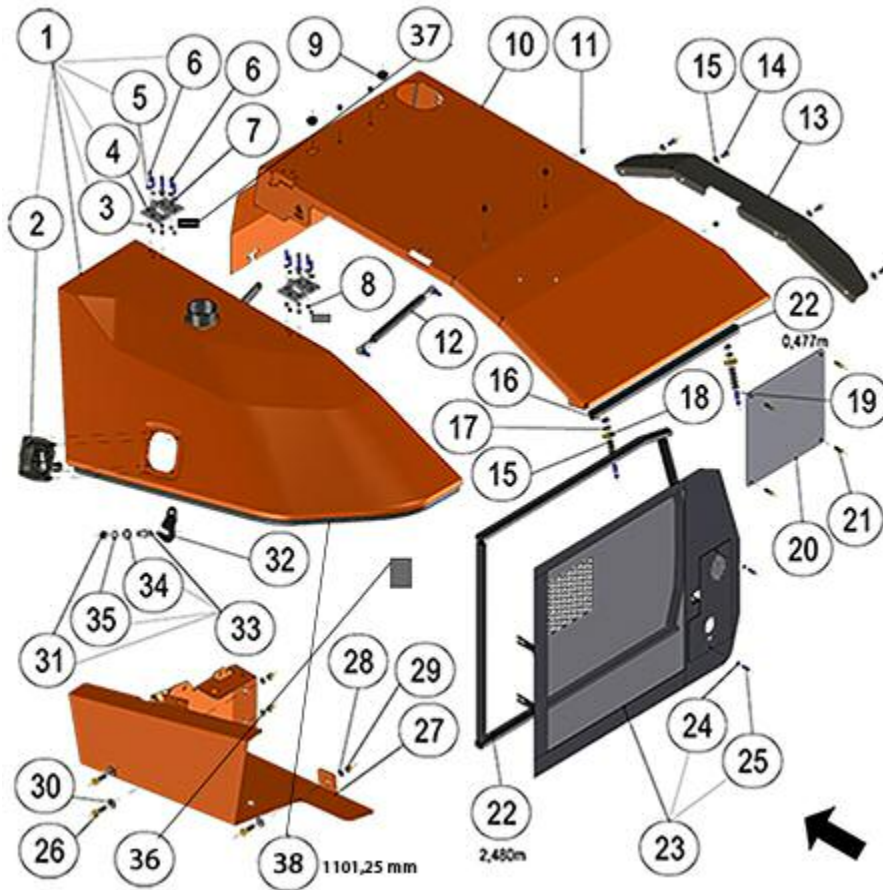


FIGURE	REFERENCE	DENOMINATION	AMOUNT
001	36.08110.00		1
002	32.08051.01	ENGINE COVER	1
003	711.05000.67	NUT M5 DIN 982	6
004	13.08161.00	BOX COVER HINGE	2
005	101.05000.66	WASHER DIN125 D5	6
006	630.05025.97	ISO 7380 M5x25 SCREW ZINC	12
007	112.05000.66	WASHER DIN9021 D5	6
008	701.05000.67	NUT DIN934 M5	6
009	02.32025.00	CAP	2
010	36.08115.00		1
011	02.32008.00	PLASTIC PLUG	6
012	48.08038.00	SHOCK REAR DOOR W	1
013	36.08145.00		1
014	472.00411.01	RUBBER PROFILE 12X28	1
014	630.08015.96	SCREW ISO7380	4

015	101.08000.66	WASHER DIN125 D8	14
016	701.10000.66	NUT DIN934 M10x1.5	2
017	104.10000.00	WASHER DIN7980 D10	2
018	112.10000.66	WASHER DIN9021 D10	2
019	15.00435.01	STUD DIN938 33 M10x1.5	2
020	36.08125.00		1
021	630.06020.96	SCREW ISO7380 M6x20	4
022	472.00410.00	RUBBER PROFILE 22X22	1
023	36.08130.01		1
024	101.05000.67	WASHER DIN125 D5	2
025	630.05015.96	SCREW ISO7380 M5x15	2
026	603.08030.86	SCREW DIN933 M8X30	3
027	36.08120.00		1
028	101.08000.66	WASHER DIN125 D8	3
029	711.08000.66	NUT DIN982 M8	3
030	112.08000.66	WASHER DIN9021 D8	3
031	701.12000.66	NUT DIN934 M12x1.75	1
032	33.08061.03		1
033	36.08040.00		1
034	101.12000.66	WASHER DIN125 D12	1
035	104.12000.00	WASHER DIN7980 D12	1

08. BODYWORK

SHEETS (2)

CHASSIS: 88937

FIGURE	REFERENCE	DENOMINATION	AMOUNT
036	36.08112.00	LID CLOSURE PLATE	1
037	36.08117.00	HINGE SEPARATOR	2

COMMENTS

PM.00142

08. BODYWORK

JOYSTICK LEVER

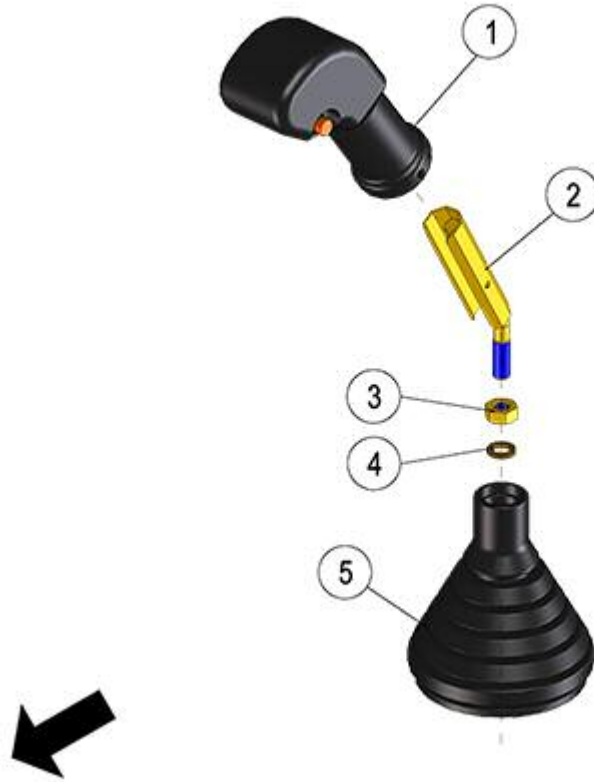


FIGURE	REFERENCE	DENOMINATION	AMOUNT
001	24.11140.01	JOYSTICK LEVER	1
002	10.13154.02	AXIS CIL/ROS 180XD25XM10	1
003	701.10000.66	NUT DIN934 M10x1.5	1
004	120.00010.66	SAFETY WASHER Ø10	1
005	43.50349.00	DUST PROTECTOR	1

08. BODYWORK CABIN (1)

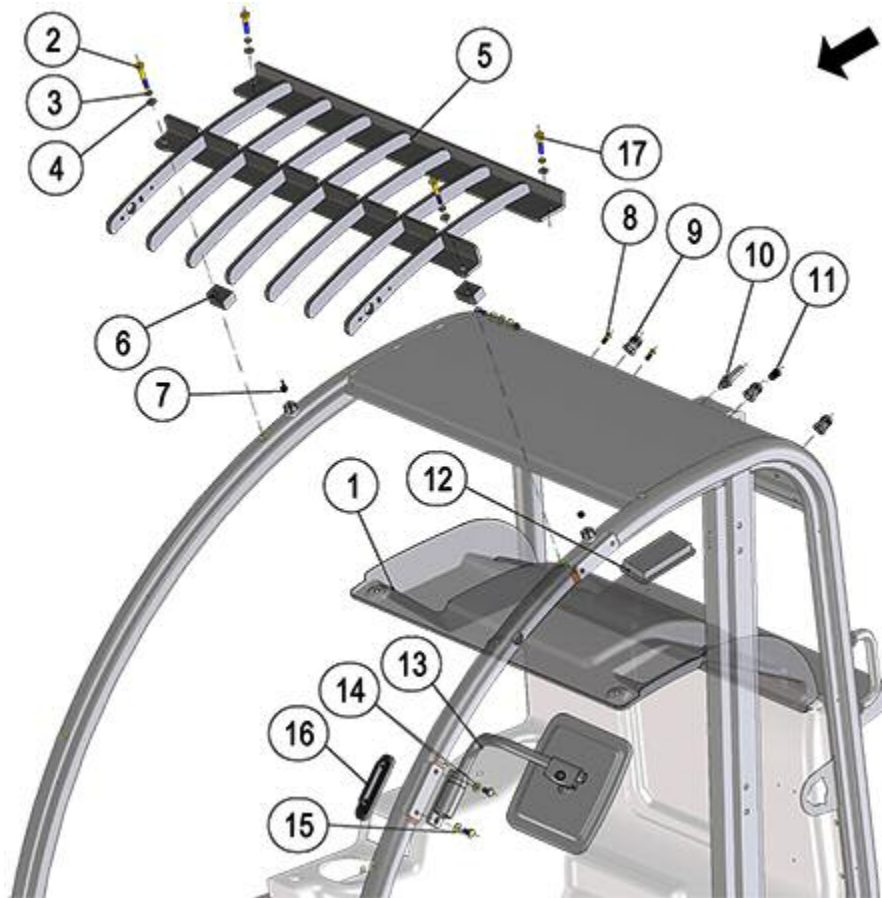


FIGURE	REFERENCE	DENOMINATION	AMOUNT
001	32.08351.00	ROOF (753X456X278)	1
002	604.08050.86	SCREW DIN931	2
003	104.08000.00	WASHER DIN7980 D8	4
004	101.08000.66	WASHER DIN125 D8	4
005	32.08107.00	DRIVER PROTECTOR (828X475X35)	1
006	32.08117.00		2
007	02.32008.00	PLASTIC PLUG	2
008	630.06020.96	SCREW ISO7380 M6x20	2
009	32.08512.00	GROMMET	3
010	36.08224.00		1
011	02.32016.00	CAP	1
012	32.11402.00	COURTESY LIGHT	1
013	32.08106.00	LEFT SIDE MIRROR ASSEMBLY	1
014	101.08000.66	WASHER DIN125 D8	2
015	603.08015.86	SCREW DIN933 M8x15	2
016	32.08150.00	HANDLE, CABIN ACCESS	1



017

604.08035.86

SCREW DIN931

2

08. BODYWORK

CABIN (2)

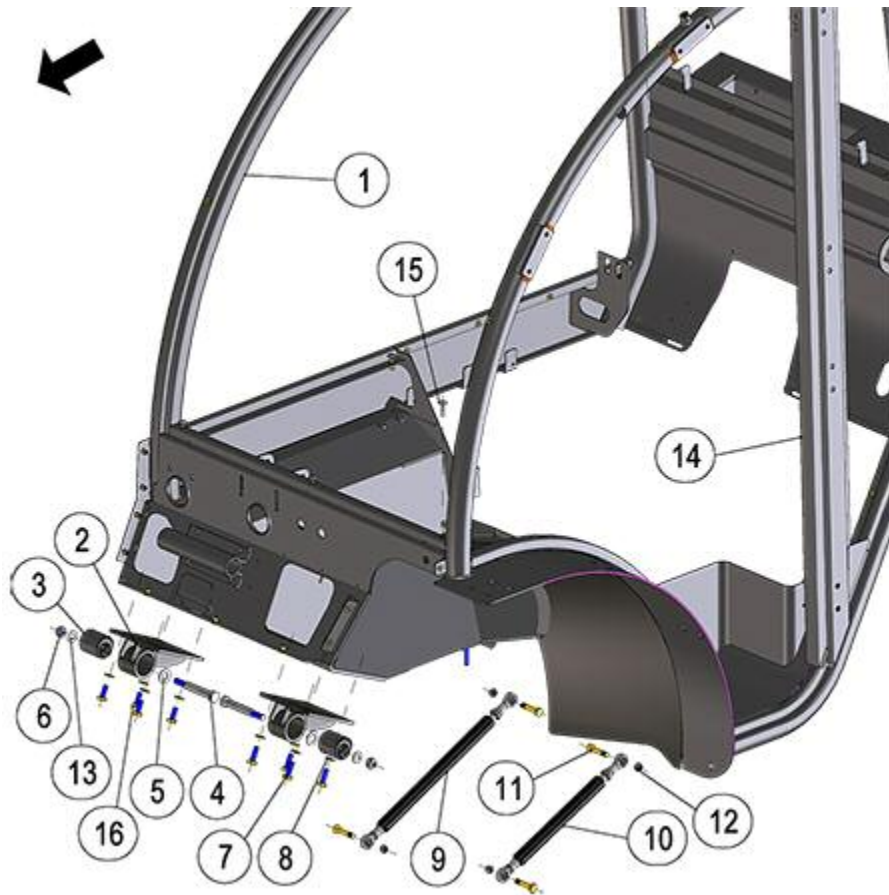


FIGURE	REFERENCE	DENOMINATION	AMOUNT
001	36.08210.00		1
002	36.08102.00		2
003	36.08219.00		2
004	36.08217.00		2
005	101.16000.66	WASHER DIN125 D16	2
006	711.12000.86	NUT DIN982 M12 C8	2
007	603.10030.86	SCREW DIN933	4
008	101.10000.66	WASHER DIN125 D10	8
009	36.08027.00		1
010	36.08026.00		1
011	604.10045.86	SCREW DIN931	4
012	711.10000.66	SHOCK ABSORBER	4
013	101.12000.66	WASHER DIN125 D12	2
014	36.08313.00		1
015	32.11086.00	SCREW	6
016	603.10025.86	SCREW DIN933 M10x25	4

08. BODYWORK

CABIN (3)

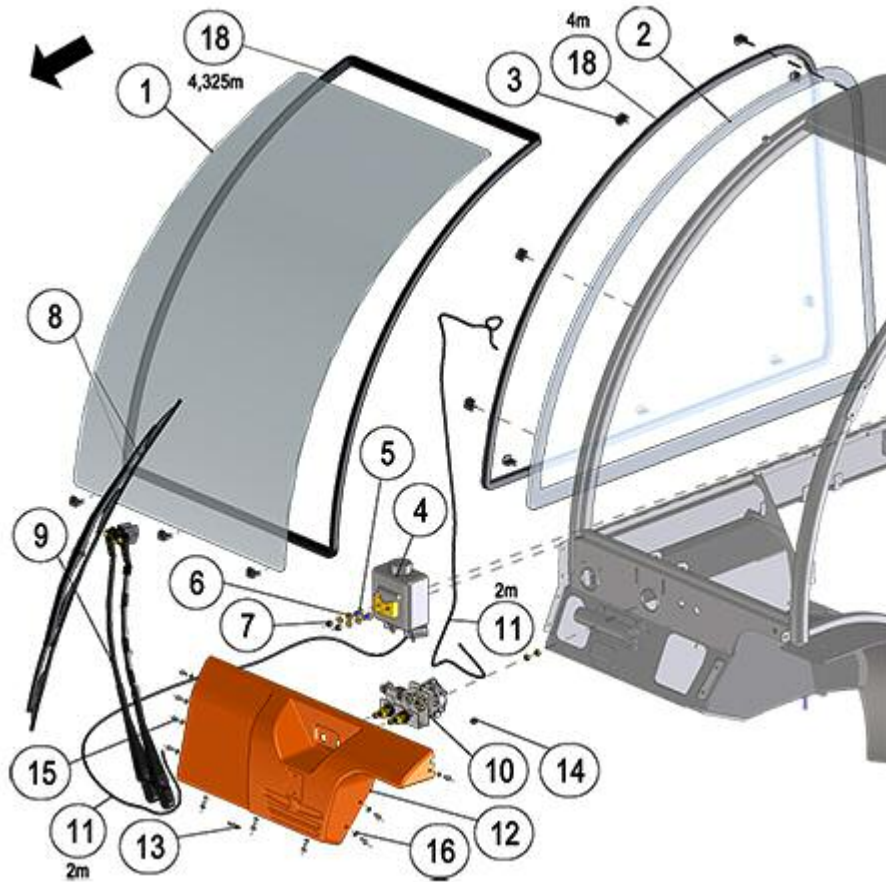


FIGURE	REFERENCE	DENOMINATION	AMOUNT
001	32.08201.00	WINDSHIELD GLASS (3076)	1
002	32.08185.00	RIGHT LATERAL GLASS	1
003	32.08234.00	GLASS CLIP	12
004	36.08204.00		1
005	603.10020.86	SCREW DIN933 M10x20	2
006	101.10000.66	WASHER DIN125 D10	4
007	711.10000.66	SHOCK ABSORBER	2
008	32.08242.01	BACK WINDSCREEN WIPER BLADE	1
009	32.08241.01	FRONT WINDSCREEN WIPER ARM ENSEMBLE	1
010	32.08240.01	FRONT MOTOR WINDSCREEN WIPER	1
011	469.04008.00	TRANSPARENT PLASTIC TUBE MATERIAL	1
012	32.08189.00	PROTECTOR (898X352X172)	1
013	46.02300.00	CHECK VALVE D5X45	1
014	21.00161.00	GROMMET	1
015	32.08100.00		10
016	101.06000.00		10

017	701.10000.66	NUT DIN934 M10x1.5	2
018	32.08222.00	WINDSCREEN WIPER RUBBER PROFILE	1

08. BODYWORK

CABIN (4)

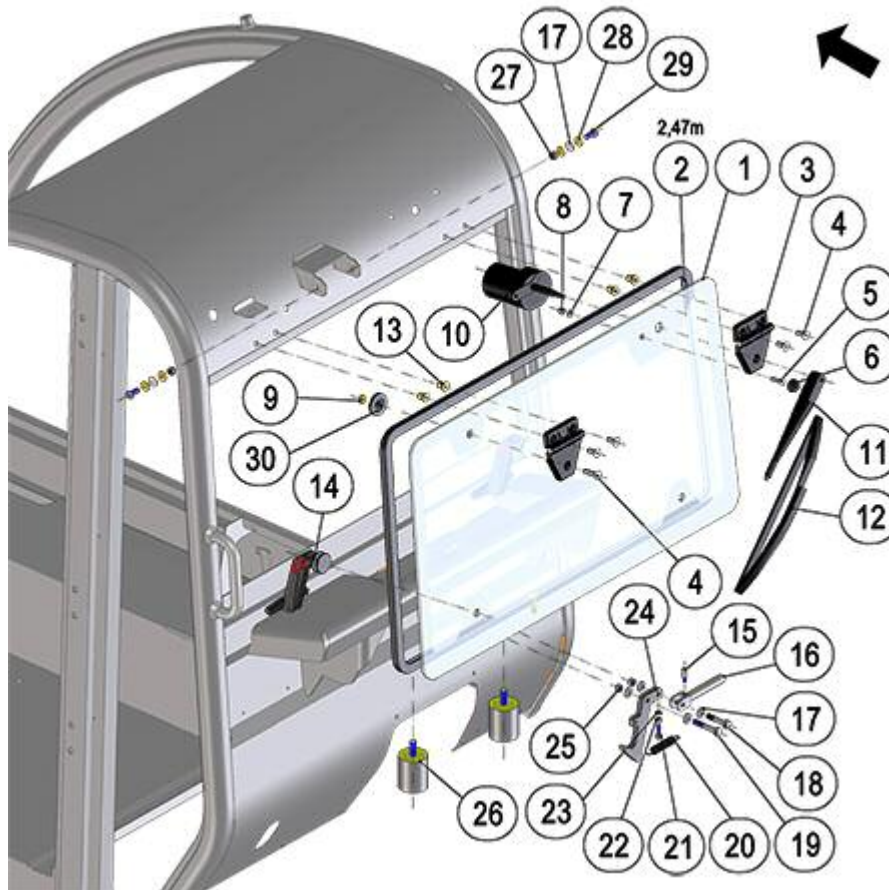


FIGURE	REFERENCE	DENOMINATION	AMOUNT
001	32.08205.00	REAR GLASS (3077)	1
003	32.08235.00	REAR GLASS HINGE	2
004	618.08025.86	SCREW DIN7991	5
005	618.06020.86	SCREW DIN7991	1
006	32.08299.00	WASHER Ø7xØ22	1
007	101.06000.66	WASHER DIN125 D6	1
008	711.06000.66	NUT DIN982 M6	1
009	701.08000.66	NUT DIN934 M8X1,25	1
010	36.08306.00		1
011	32.08307.00	REAR WIPER ARM	1
012	32.08308.00	REAR WIPER BLADE	1
013	32.08101.00	NOT AVAILABLE - CONDUCTOR STRUCTURE	4
014	32.08230.00	REAR GLASS HANDLE	2
015	57.08026.00	SHAFT	1
016	57.08024.00	ACC. LEVER	1
017	116.08000.00	WASHER DIN125 A D8	6

018	604.08040.86	SCREW DIN931	1
019	604.08050.86	SCREW DIN931	1
020	01.00223.00	SPRING TENSION	1
021	603.06020.86	SCREW DIN933 M6x20	1
022	701.06000.66	NUT DIN934 M6X1	1
023	104.06000.00	WASHER DIN7980 D6	1
024	24.08218.00	PAWL	1
025	720.08000.66	NUT DIN985 M8 AUTOLOCKING	2
026	08.00107.02	BUTT	2
027	711.08000.66	NUT DIN982 M8	4
028	101.08000.67	WASHER DIN125 D8	4
029	630.08020.96	SCREW ISO7380	2
030	32.08236.00	WASHER	1

08. BODYWORK

CABIN (5)

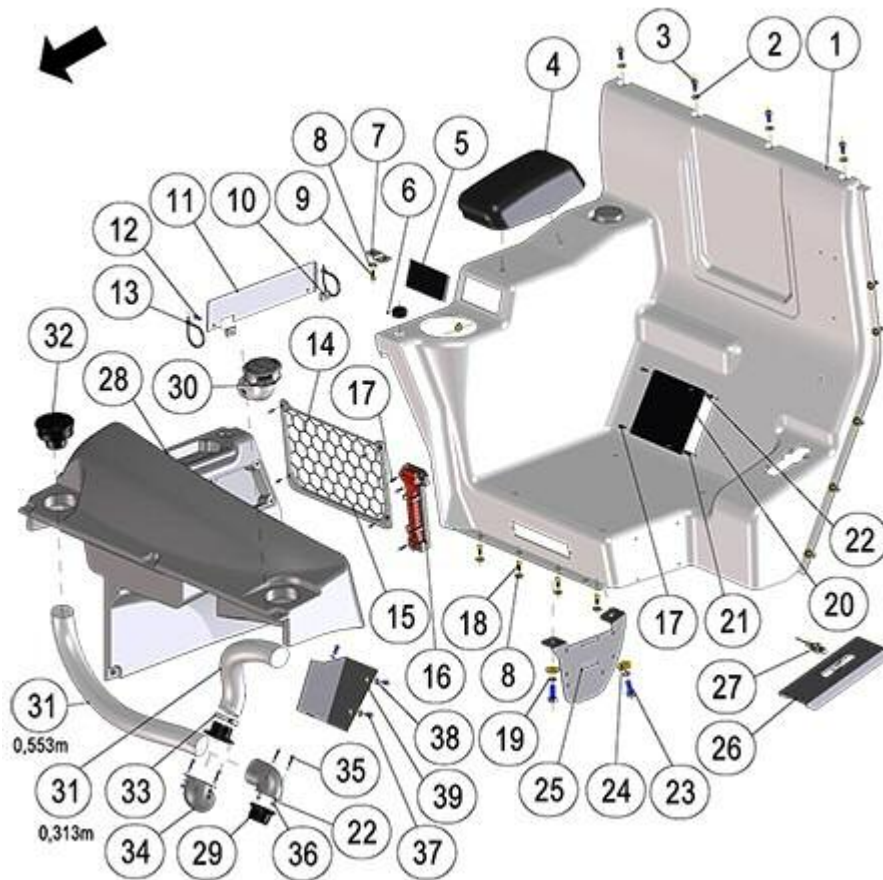


FIGURE	REFERENCE	DENOMINATION	AMOUNT
001	36.08160.00		1
002	101.08000.66	WASHER DIN125 D8	16
003	630.08020.96	SCREW ISO7380	14
004	12.08003.00	COVERT	1
005	36.08213.00		1
006	13.08032.00	CAP D 32	1
007	840.00006.00		1
008	112.06000.66	WASHER DIN9021 D6	5
009	630.06020.96	SCREW ISO7380 M6x20	1
010	727.06004.86	CAGED NUT M6x4	2
011	32.08360.00		1
012	630.06015.96	SCREW ISO7380 M6x15	3
013	931.05370.00	CLAMP TAPE 5x370	2
014	32.08151.00	PROTECTION GRILLE	1
015	32.08100.00		4
016	36.08214.00		1

017	630.04015.97	SCREW M4x15 ISO7380	4
018	630.06020.96	SCREW ISO7380 M6x20	4
019	104.10000.66		2
020	36.08205.00		1
021	701.04000.66	NUT DIN934 M4	4
022	101.04000.66	WASHER DIN125 D4	12
023	603.10030.86	SCREW DIN933	2
024	104.10000.66		2
025	36.08211.00		1
026	32.08190.00	PARKING BRAKE ARTICULATED SUPPORT	1
027	32.11051.00	HANDBRAKE SENSOR	1
028	32.08163.00	INSTRUMENT PANEL (824X704X582)	1
029	24.13109.00	FITTING	2
030	36.13013.00		1
031	489.00045.00	FITTING	1
032	24.13107.00	BUSH	1
033	912.32050.66	CLAMP DIN3017	1
034	24.13108.00	FITTING	2
035	603.04020.87	SCREW DIN 933 M4X20	4
036	711.04000.66	NUT	4

08. BODYWORK

CABIN (5)

FIGURE	REFERENCE	DENOMINATION	AMOUNT
037	630.06015.96	SCREW ISO7380 M6x15	3
038	101.06000.66	WASHER DIN125 D6	3
039	32.08108.00	TUBE COVER	1

08. BODYWORK

RIGHT REAR-VIEW MIRROR

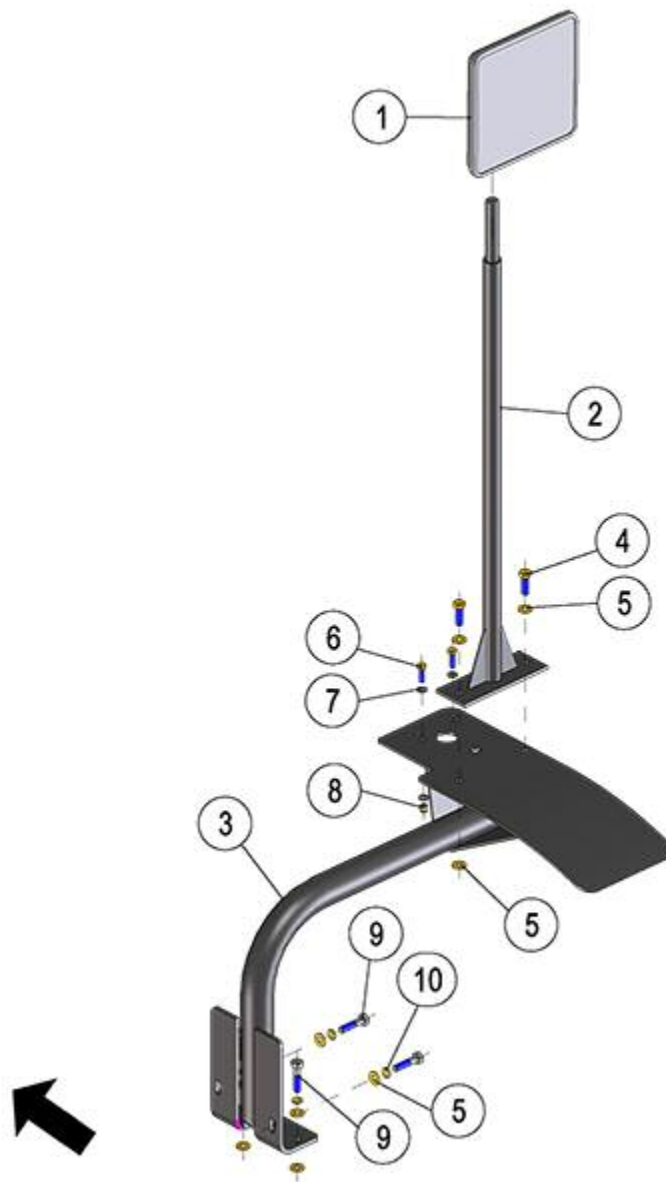


FIGURE	REFERENCE	DENOMINATION	AMOUNT
001	32.08069.00		1
002	33.08028.00		1
003	32.08025.00	complet right mudguard	1
004	603.08025.86	SCREW DIN933 M8x25	2
005	101.08000.66	WASHER DIN125 D8	10
006	603.06020.86	SCREW DIN933 M6x20	2
007	101.06000.66	WASHER DIN125 D6	4
008	711.06000.66	NUT DIN982 M6	2
009	604.08035.86.		4



010

104.08000.00

WASHER DIN7980 D8

4

08. BODYWORK SEAT



FIGURE	REFERENCE	DENOMINATION	AMOUNT
001	36.08161.01		1

08. BODYWORK COUNTERWEIGHT

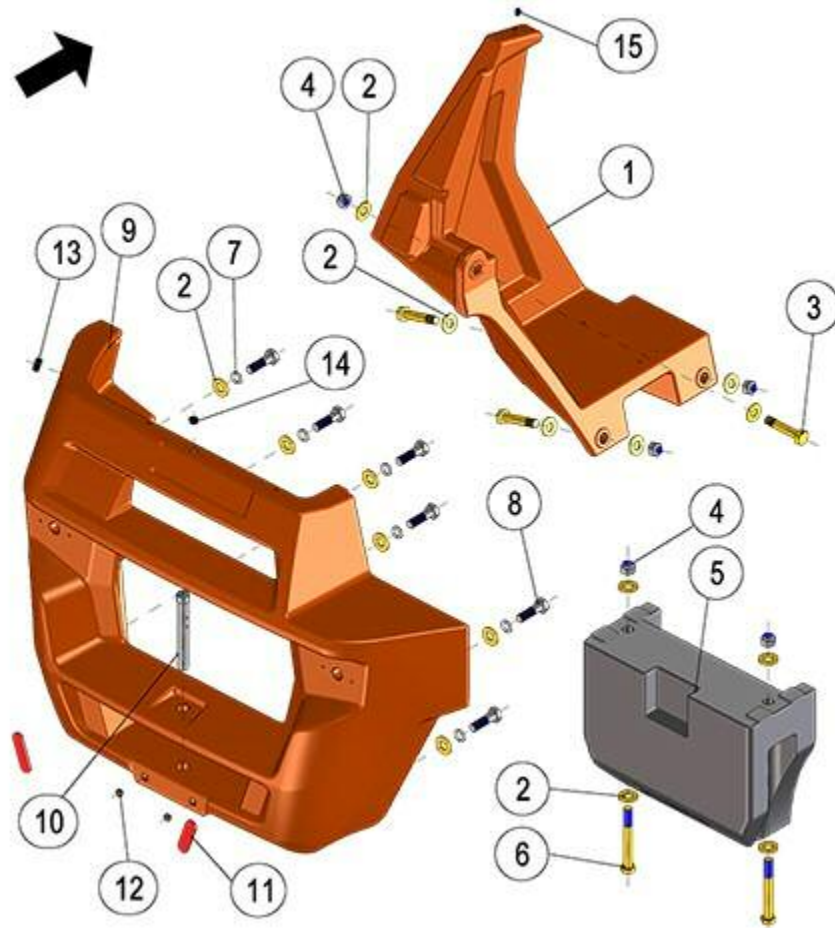


FIGURE	REFERENCE	DENOMINATION	AMOUNT
001	36.08312.00		1
002	15.00561.00	WASHER DIN125 20.5x45x5	16
003	604.20100.86	SCREW DIN931	3
004	711.20000.66	NUT	5
005	24.08301.00	COUNTERWEIGHT 260 KG	1
006	604.20160.86	SCREW DIN931 M20x160	2
007	104.20000.00	CIR-CLIP EXT. DIN7980	6
008	604.20070.86	BOLT DIN931 M20x70	6
009	36.08310.00		1
010	43.70835.00	AXLE CPA/GRA	1
011	24.12101.00		2
012	02.32018.00	PLASTIC D18 CAP	2
013	13.08032.00	CAP D 32	1
014	02.32022.00	CAP	1
015	02.32013.00	CAP	1

09. TELESCOPIC ARM LIFTING SYSTEM AUSA (PART 1)

1 BRAZO TELESCÓPICO / TELESCOPIC ARM



FIGURE	REFERENCE	DENOMINATION	AMOUNT
001	36.95000.00		1

09. TELESCOPIC ARM LIFTING SYSTEM AUSA (PART 2)

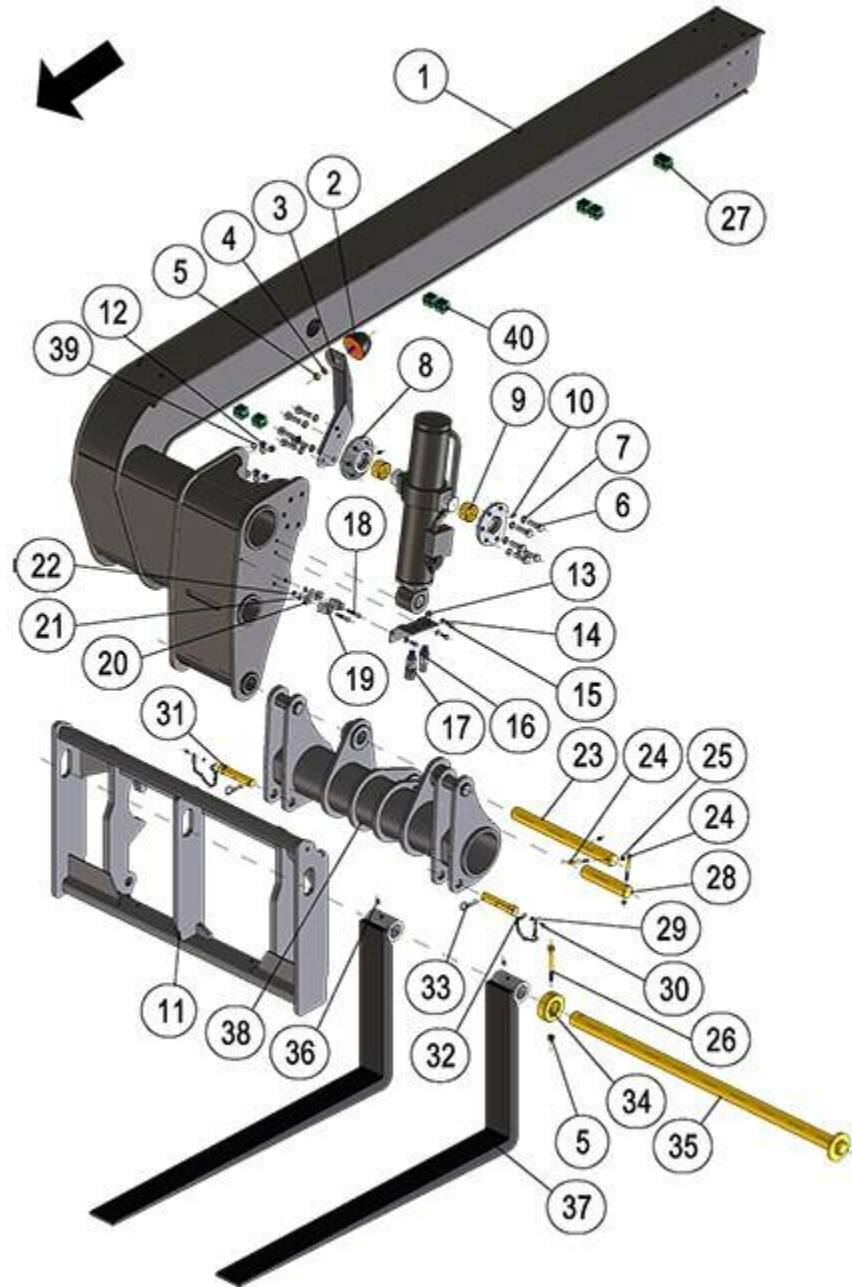


FIGURE	REFERENCE	DENOMINATION	AMOUNT
001	32.95600.01	INNER ARM 3029X778X791	1
002	32.08021.00	PROGRESSIVE SHOCK TOP	1
003	32.95234.00	SUPPORT 269x208x168	1
004	101.12000.66	WASHER DIN125 D12	1
005	711.12000.66	NUT DIN982 M12	2
006	603.14045.86	SCREW DIN933 M14x45	10
007	120.00014.00	NORD-LOCK WASHER	10

008	32.95820.00	ARTICULATED SUPPORT D140XD55X32	2
009	32.95822.00	BUSHING 50x55x30	2
010	901.08000.33	GREASER DIN71412-A M8x1,25	3
011	32.95300.00	FORK CARRIAGE 1045X621X234	1
012	80.01035.01	CAP	4
013	36.95003.00		1
014	101.08000.66	WASHER DIN125 D8	3
015	603.08020.86	SCREW DIN933 M8x20	3
016	46.10902.00	ECOLOGICAL CONNECTOR M18	1
017	46.10907.00	ECOLOGICAL CONNECTOR M18X1	1
018	630.08045.96	BOLT ISO7380 M8x45	2
019	10.01035.00	CLAMP SPRING	2
020	15.00132.00	sheet suplement 10x25x25	2
021	112.08000.66	WASHER DIN9021 D8	2
022	720.08000.66	NUT DIN985 M8 AUTOLOCKING	2
023	32.95851.00	AXLE CIL/CPA D40X410	1
024	604.08080.96	SCREW DIN931 12.9 M8X80	2
025	711.08000.66	NUT DIN982 M8	2
026	604.12110.86	SCREW DIN931 M12x110	1
027	32.10121.00	HOSE CLAMP	1
028	32.95821.00	AXLE CIL/CPA D40X163	1
029	701.05000.66	NUT DIN934 M5x0.8	2
030	603.05010.86	SCREW DIN933 M5x10	2
031	15.00835.00	AXLE CPA/GRA 25x30x135	2
032	15.00834.01	CHAIN	1
033	15.00836.00	PIN DIN11024 R4	2
034	32.95363.00	RING Ø46xØ90x30	1
035	32.95360.00	ROD D45X1145	1
036	612.10012.96	SCREW DIN913 M10X12 12K	2

09. TELESCOPIC ARM LIFTING SYSTEM AUSA (PART 2)

FIGURE	REFERENCE	DENOMINATION	AMOUNT
037	32.95320.00	ARTICULATED FORK D55X1250	2
038	32.95400.00	ROCKER ST 820X450X322	1
039	107.14000.10	WASHER AL 14x20x1.5	4
040	32.10120.00	SCREW DIN933	6

09. TELESCOPIC ARM LIFTING SYSTEM AUSA (PART 3)

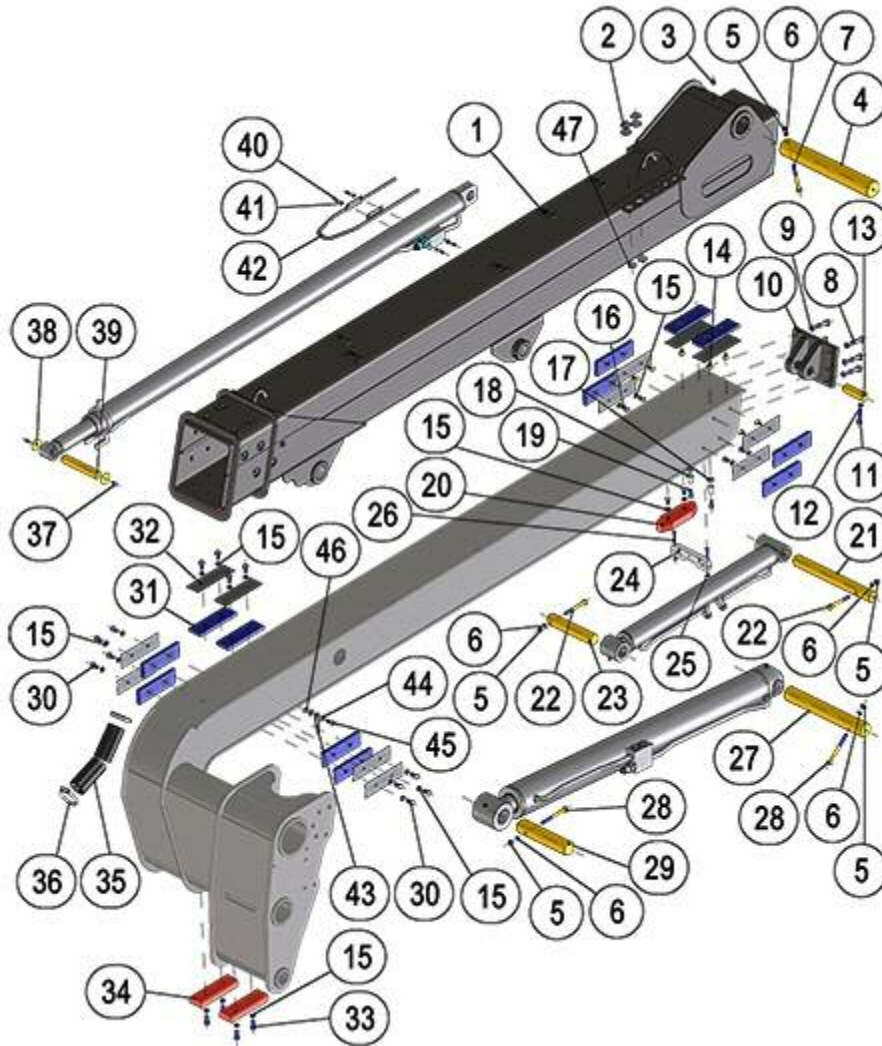


FIGURE	REFERENCE	DENOMINATION	AMOUNT
001	32.95500.00	ARM 2776X498X291	1
002	101.18000.67	BEARING DIN125 M18	4
003	901.08000.33	GREASER DIN71412-A M8x1,25	1
004	32.95852.00	AXLE CIL/CPA D60X415XD11	1
005	711.10000.66	SHOCK ABSORBER	5
006	101.10000.66	WASHER DIN125 D10	5
007	604.10110.96	SCREW DIN931 12.9 M10X110	1
008	604.12050.86	SCREW DIN931 M12x50	6
009	104.12000.00	WASHER DIN7980 D12	6
010	32.95830.01	ARTICULATED SUPPORT 204X172X103	1
011	603.10045.86	BOLT DIN933 M10x45	1
012	104.10000.00	WASHER DIN7980 D10	1

013	32.95835.00	AXLE CIL/CPA D30X95	1
014	618.10018.96	SCREW	8
015	120.00010.66	SAFETY WASHER Ø10	22
016	630.10020.96		6
017	112.08000.66	WASHER DIN9021 D8	2
018	35.09930.00	SPACER BUSHING D8.5XD20X23	2
019	601.08020.86	SCREW DIN912	2
020	32.95060.00	SEPARATOR	1
021	32.95842.00	AXLE CIL/CPA D40X363XD11	1
022	604.10090.86	NUT	2
023	32.95843.00	AXLE CIL/CPA D40X208	1
024	36.95619.00		1
025	701.06000.67	NUT DIN934 M6x1	2
026	601.06040.86	SCREW DIN912	2
027	32.95811.00	AXLE CIL/CPA D50X363XD11	1
028	604.10110.86	SCREW DIN931	2
029	32.95810.00	AXLE CIL/CPA D50X226XD11	1
030	603.10020.87	SCREW DIN933	12
031	32.95050.01	PAD 180X55X13 & NUTS SET	12
032	32.95051.00	SPACER 180X55X1	12
033	603.10025.87	SCREW DIN933 M10x25	4
034	32.95057.00	PAD 180X55X28 WITH NUTS	2
035	464.05050.28		2
036	912.50070.60	CLAMP	2

09. TELESCOPIC ARM LIFTING SYSTEM AUSA (PART 3)

FIGURE	REFERENCE	DENOMINATION	AMOUNT
037	603.06015.86	SCREW DIN933 M6x15	2
038	32.95837.00	COVER D40X2	2
039	32.95836.00	AXLE ROS/ROS 164XD30XM6	1
040	630.06015.96	SCREW ISO7380 M6x15	4
041	104.06000.00	WASHER DIN7980 D6	4
042	32.95062.00		1
043	32.12010.00	Angle Indicator	1
044	116.01000.00	WASHER DIN 125 A D10	2
045	630.10025.96	SCREW ISO7380	1
046	702.10000.66	NUT DIN936	1



047

104.20000.00

CIR-CLIP EXT. DIN7980

2

09. TELESCOPIC ARM ARM CYLINDERS



FIGURE	REFERENCE	DENOMINATION	AMOUNT
001	32.95806.01	CYLINDER D/E	1
006	32.95807.01	CYLINDER D/E Ø63XØ40X800-587	1
007A	901.08001.33	GREASER DIN71412-A M8X1	1
007B	902.08001.33	GREASER DIN71412-C M8X1	1
008	RQ04918.263.770X	CAP	4
009	RQ39204.308.112.X	GASKET KIT	1
010	32.95802.01	INCLINATION CYLINDER D/E D100XD65XC385	1
011	32.95920.02	CYLINDER GASKET SET	1
012	32.95924.00	BUSHING Ø44xØ40x30	2
013	901.08001.33	GREASER DIN71412-A M8X1	1
014	32.10402.00	NOT AVAILABLE	1
015	32.95805.01	CYLINDER D/E Ø100XØ60X1350-109	1
019	32.95869.01	GASKET KIT	1

10. HYDRAULIC INSTALLATION DISTRIBUTOR

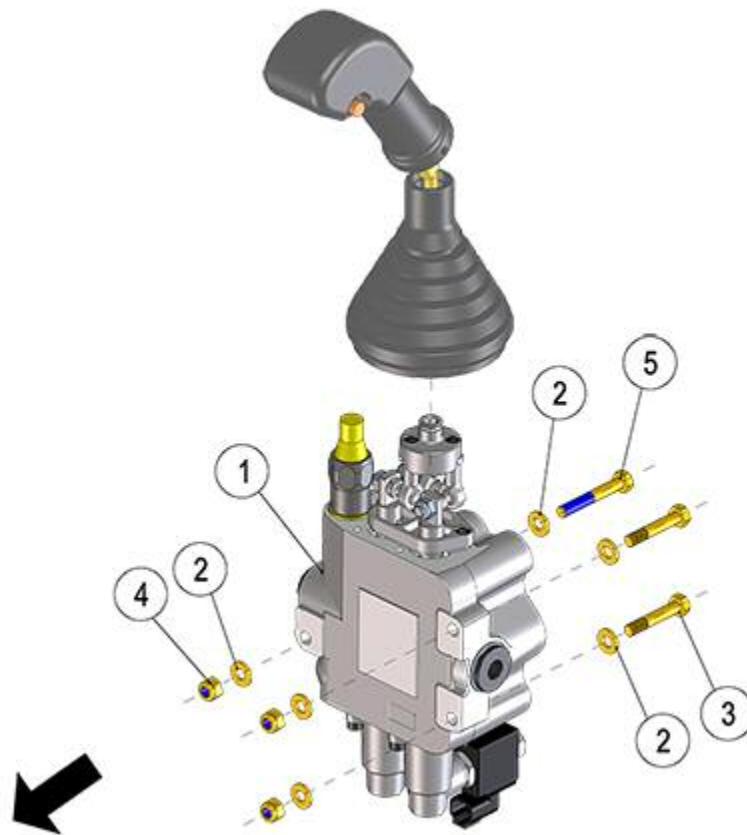


FIGURE	REFERENCE	DENOMINATION	AMOUNT
001	36.10300.00		1
002	101.08000.66	WASHER DIN125 D8	6
003	604.08045.86	SCREW DIN931 M8x45	2
004	711.08000.66	NUT DIN982 M8	3
005	604.08055.86	BOLT DIN931 M8x55	1

09. TELESCOPIC ARM

ARM CYLINDERS

CHASSIS: 80810



FIGURE	REFERENCE	DENOMINATION	AMOUNT
001	32.95806.01	CYLINDER D/E	1
006	32.95807.01	CYLINDER D/E Ø63XØ40X800-587	1
007A	901.08001.33	GREASER DIN71412-A M8X1	1
007B	902.08001.33	GREASER DIN71412-C M8X1	1
008	RQ04918.263.770X	CAP	4
009	RQ39204.308.112.X	GASKET KIT	1
010	32.95802.02	INCLINATION CYLINDER	1
011	32.95920.02	CYLINDER GASKET SET	1
012	32.95924.00	BUSHING Ø44xØ40x30	2
013	901.08001.33	GREASER DIN71412-A M8X1	1
014	32.10402.00	NOT AVAILABLE	1
015	32.95805.01	CYLINDER D/E Ø100XØ60X1350-109	1
019	32.95869.01	GASKET KIT	1

COMMENTS

MOD.4823

10. HYDRAULIC INSTALLATION VALVES

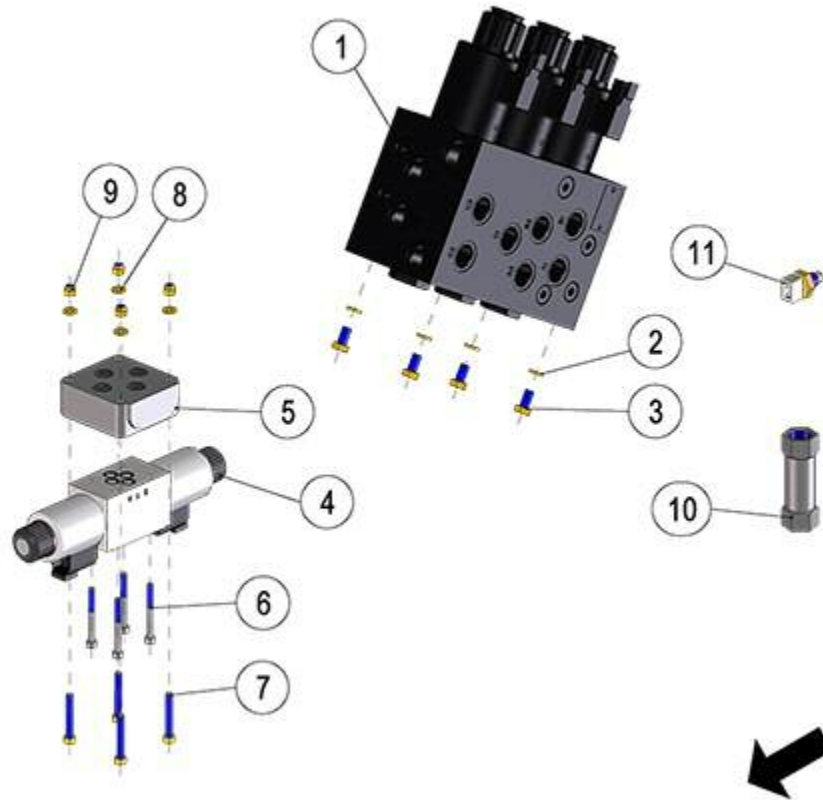


FIGURE	REFERENCE	DENOMINATION	AMOUNT
001	36.10400.00		1
002	104.08000.00	WASHER DIN7980 D8	4
003	603.08015.86	SCREW DIN933 M8x15	4
004	36.10401.00		1
005	43.70122.00	PLACA REPARTIDORA 60X60	1
006	601.05050.86	SCREW DIN912	4
007	601.06040.86	SCREW DIN912	4
008	101.06000.66	WASHER DIN125 D6	4
009	711.06000.66	NUT DIN982 M6	4
010	52.01450.00	PRESSURE VALVE	1
011	48.11015.00	TEMPERATURE SENSOR (HYDRAULIC OIL)	1

10. HYDRAULIC INSTALLATION

HYDRAULIC TANK

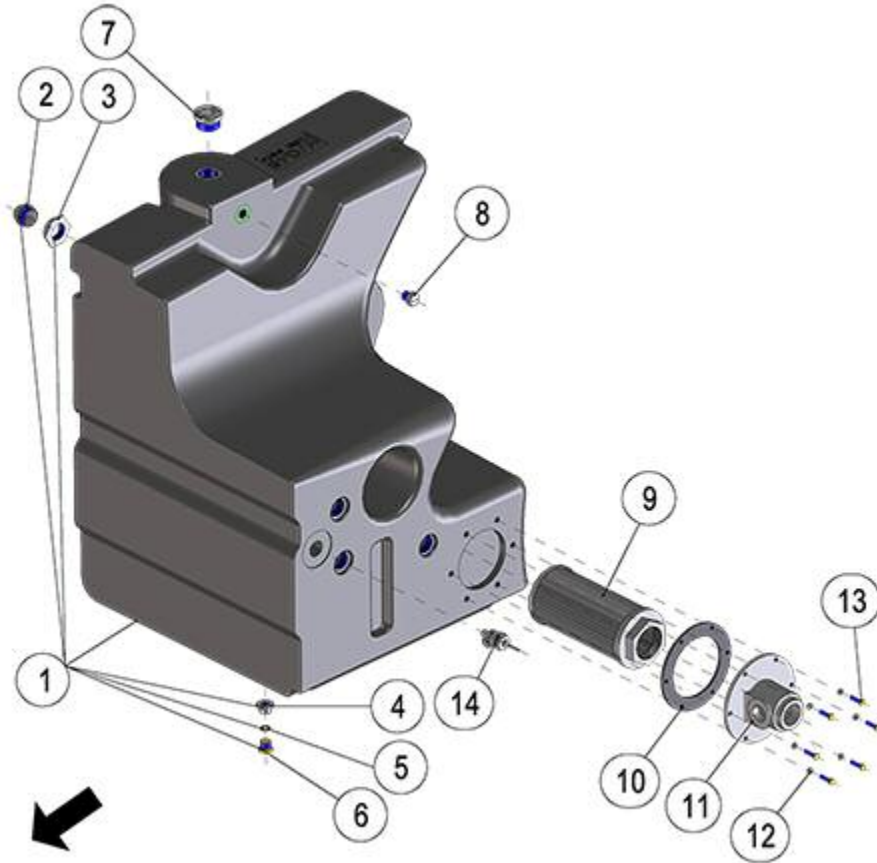


FIGURE	REFERENCE	DENOMINATION	AMOUNT
001	32.10050.00	HIDRAULIC OIL TANK 60L	1
002	17.10052.00	OPTICAL LEVEL	1
003	17.10050.00	HYDRAULIC TANK 40L OIL	1
004	17.02040.00	TANK 40L FUEL	1
005	201.12002.50	O-RING DIN3770	1
006	80.01035.01	CAP	1
007	70.10246.01	PLUG 1 GAS TORQUE OF TIGHTENING	1
008	20.02042.01	VALVE	1
009	58.01810.00	HIDRAULIC CATRIDGE INTANK	1
010	32.10150.00	FULL ELECTROVALVE BLOCK	1
011	43.70406.00	AD. FILTER SUPPORT	1
012	104.05000.00	WASHER DIN7980 D5	6
013	603.05020.86	SCREW DIN933 M5x20	6
014	43.70261.00	OIL LEVEL INDICATOR BUOY	1

10. HYDRAULIC INSTALLATION

OIL TANK

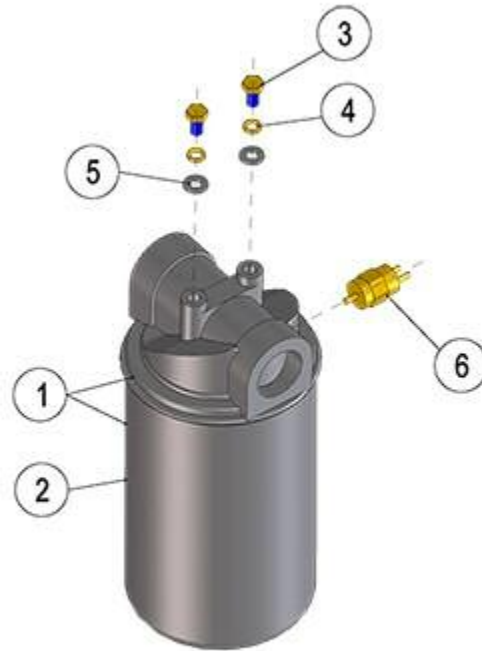


FIGURE	REFERENCE	DENOMINATION	AMOUNT
001	60.20101.00	COMPLETE OIL FILTER	1
002	60.20100.00	FILTER ELEMENT	1
003	603.08015.86	SCREW DIN933 M8x15	2
004	104.08000.66	CIR-CLIP EXT. DIN 7980	2
005	101.08000.66	WASHER DIN125 D8	2
006	32.11037.00	OIL FILTER SENSOR	1

10. HYDRAULIC SYSTEM

03.HYDRAULIC SCHEMATICS

CHASSIS: 88911

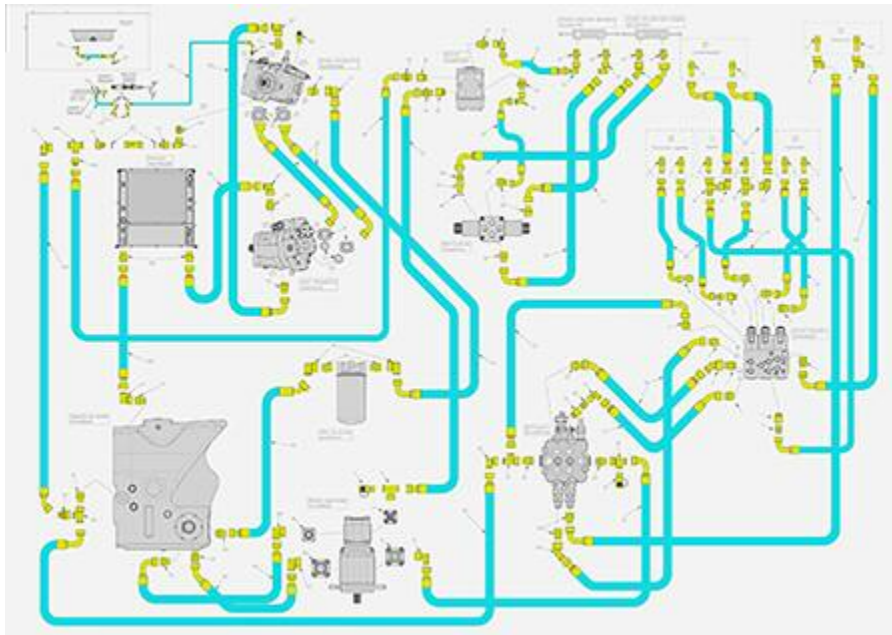


FIGURE	REFERENCE	DENOMINATION	AMOUNT
000	36.10820.01	HYDROSTATIC TRANSMISSION SET	1
001	48.10235.00	RACOR M/M -1/2"BSP / M22X1,5	10
002	48.10317.00	FITTING	1
003	57.10307.00	FITTING	1
004	36.10852.00		2
005	24.10894.00		1
006	36.10843.00		1
007	46.10402.00	COUPLING	1
008	46.10411.00	FITTING	1
009	70.10258.00	FITTING	1
010	20.10297.00	THREE-WAY UNION M/M/TL	2
011	32.10018.00	NIPPLE M/M	4
012	46.10411.00	FITTING	2
013	48.10451.00	RACOR C90M/TL M18X1,5	2
014	70.10255.00	FITTING	4
015	46.10410.00	FITTING	2
016	48.10943.00	RACOR	4
017	48.10139.00	FITTING	1
018	24.10893.00		1
019	46.10411.00	FITTING	1
020	46.58004.00	FITTING	1

021	36.10852.00		1
022	48.10235.00	RACOR M/M -1/2"BSP / M22X1,5	4
023	48.10317.00	FITTING	1
025	48.10437.00	FITTING	1
026	57.10307.00	FITTING	1
027	57.10311.00	FITTING	2
028	08.00317.00	METALLIC GASKET BUNA D3/8	1
029	10.01353.00	NIPPLE M/H	1
030	46.10849.00	FITTING	4
032	46.10410.00	FITTING	1
033	36.10852.00		4
034	36.10852.00		2
056	12.10301.00	FITTING	2
059	46.58110.00	FITTING M/TL M16XM30	1
061	57.10307.00	FITTING	3

10. HYDRAULIC SYSTEM

03.HYDRAULIC SCHEMATICS

CHASSIS: 88911

FIGURE	REFERENCE	DENOMINATION	AMOUNT
062	57.10311.00	FITTING	1
063	46.58004.00	FITTING	1
066	70.10218.00	FITTING M/M M16x2-M12x1.5	1
067	46.10411.00	FITTING	1
068	46.10835.00	FITTING	1
069	36.10828.00		2
070	48.10223.00	FITTING	2
071	46.10844.00	O-RING DIN6505 SAE 1	2
072	48.10435.00	FITTING	1
073	48.10234.00	"RACOR M/TL MF1/2""BSP / M26X1,5"	2
075	52.01493.00	"BRIDA. 6000 PSI 1"""	2
076	70.10211.00	FITTING M/M M30-3/4GAS	2
077	48.10439.00	FITTING	1
078	17.10180.00		2
079	48.10439.00	FITTING	2
085	24.10892.00		1
086	24.10897.00		1
087	46.58004.00	FITTING	1
088	70.10207.00	FITTING	2

089	12.10307.00	FITTING	1
091	48.10350.00	PLUG M22X1.5	1
092	48.10365.00	BULKHEAD FITTING	1
093	48.10833.00	FITTING M/M MB M22x1.5 MM M18x1.	1
094	36.10801.01		1
095	36.10802.01		1
096	36.10803.01		1
097	36.10804.01		2
099	36.10806.03		1
100	36.10807.01		1
101	36.10844.01		1
102	36.10809.01		1
103	36.10834.01		1
104	36.10836.01		1
105	36.10848.00		1
107	08.00316.00	METALLIC GASKET BUNA D1/2 G	2
108	48.09391.00	FITTING FORT M/M/M - M26	1

10. HYDRAULIC SYSTEM

03.HYDRAULIC SCHEMATICS

CHASSIS: 88911

FIGURE	REFERENCE	DENOMINATION	AMOUNT
109	48.10579.00	FITTING M/TL MM M22X1.5 TL M26X1	1
110	36.10854.00		1
115	32.10010.00	NIPPLE SCREW SIM.	3
116	32.10011.00	GASKET MET. BUNA	6
117	36.10853.00		1
118	32.10009.01	HOSE	1
119	70.10210.00	FITTING M/M M26xM22	1
120	48.10223.00	FITTING	1
121	48.10439.00	FITTING	1

11. ELECTRIC INSTALLATION FLASHING BEACON



FIGURE	REFERENCE	DENOMINATION	AMOUNT
001	01.00912.01	FLASHING BEACON	1
002	24.11200.00	SUPPORT	1
003	24.11205.00	SUPPORT	1

11. ELECTRIC INSTALLATION

FLASHING BEACON

CHASSIS: 91872

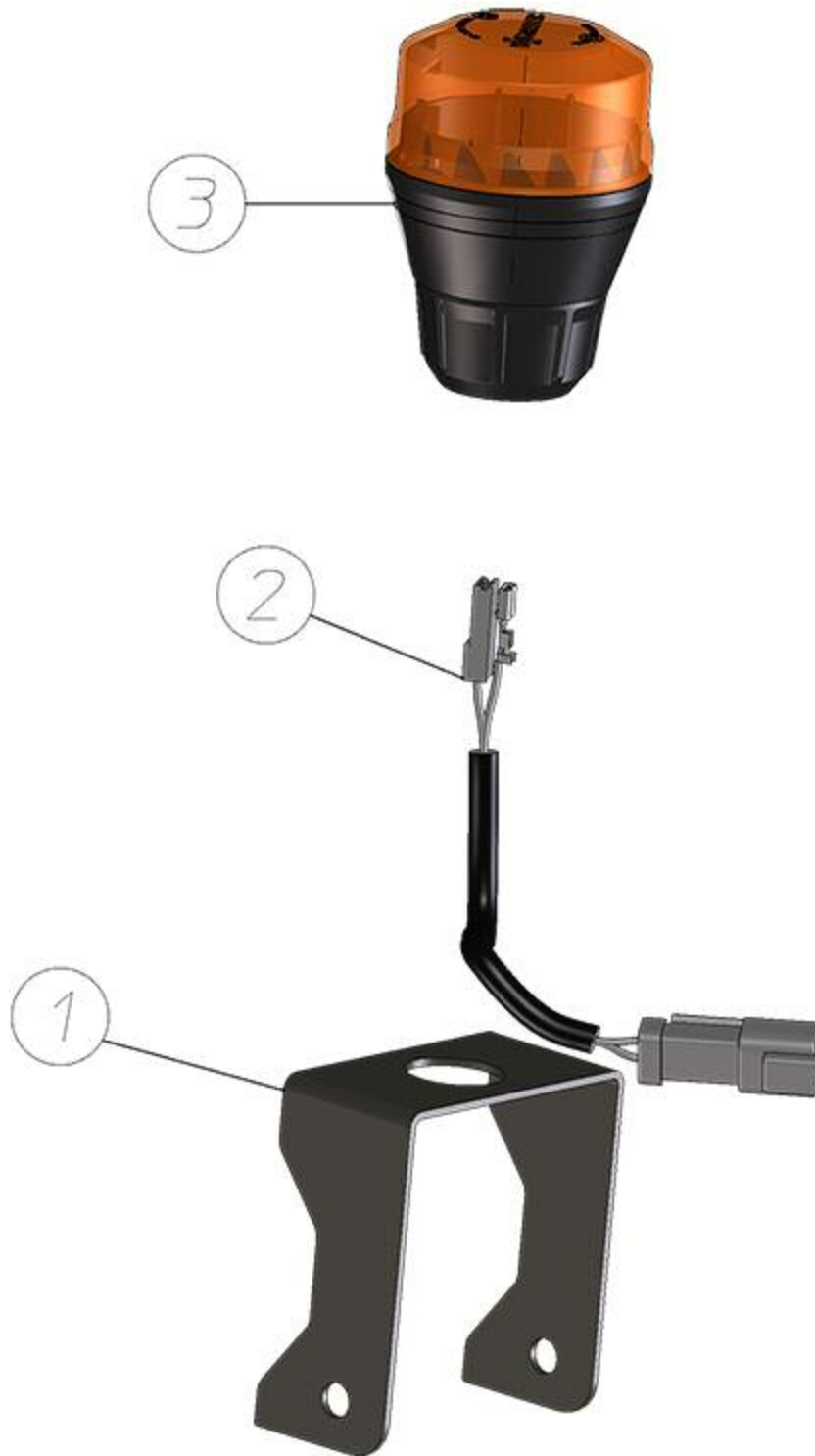


FIGURE	REFERENCE	DENOMINATION	AMOUNT
001	24.11205.01	SUPPORT	1



002	46.11154.00	ROTATIVE BEACON ELECTRICAL LENGHT	1
003	66.11109.03	FLASHING BEACON	1

11. ELECTRIC INSTALLATION BUZZERS

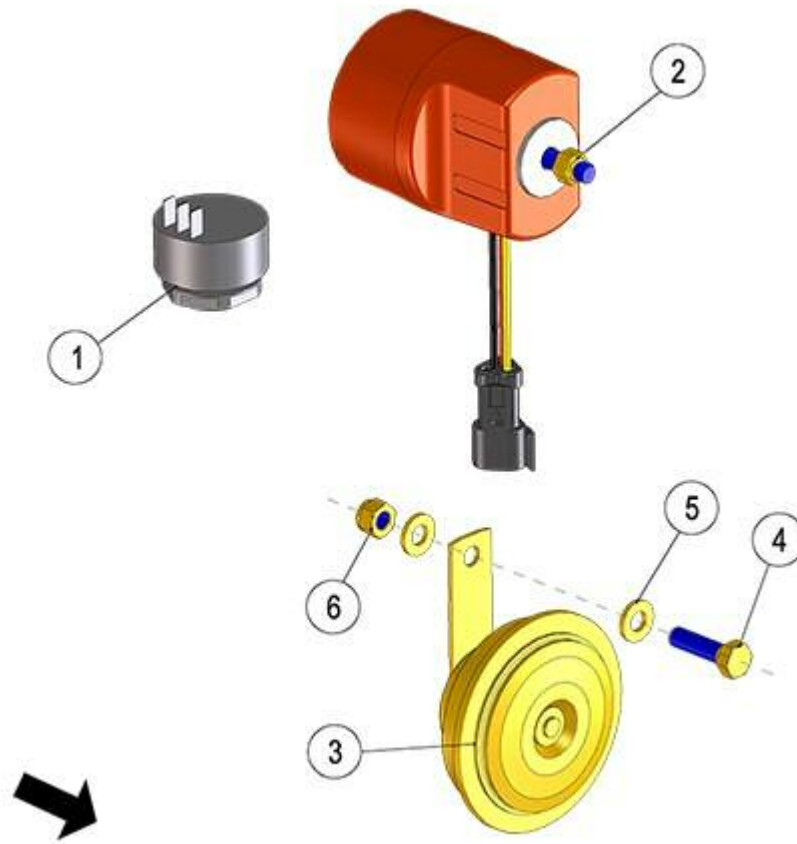


FIGURE	REFERENCE	DENOMINATION	AMOUNT
001	12.11033.01	CONTACT ACOUSTIC SIGNAL	1
002	02.14110.04	REVERSE BUZZER	1
003	70.11309.00	HORN	1
004	603.08030.86	SCREW DIN933 M8X30	1
005	101.08000.66	WASHER DIN125 D8	2
006	711.08000.66	NUT DIN982 M8	1

11. ELECTRIC INSTALLATION

DASHBOARD (1)

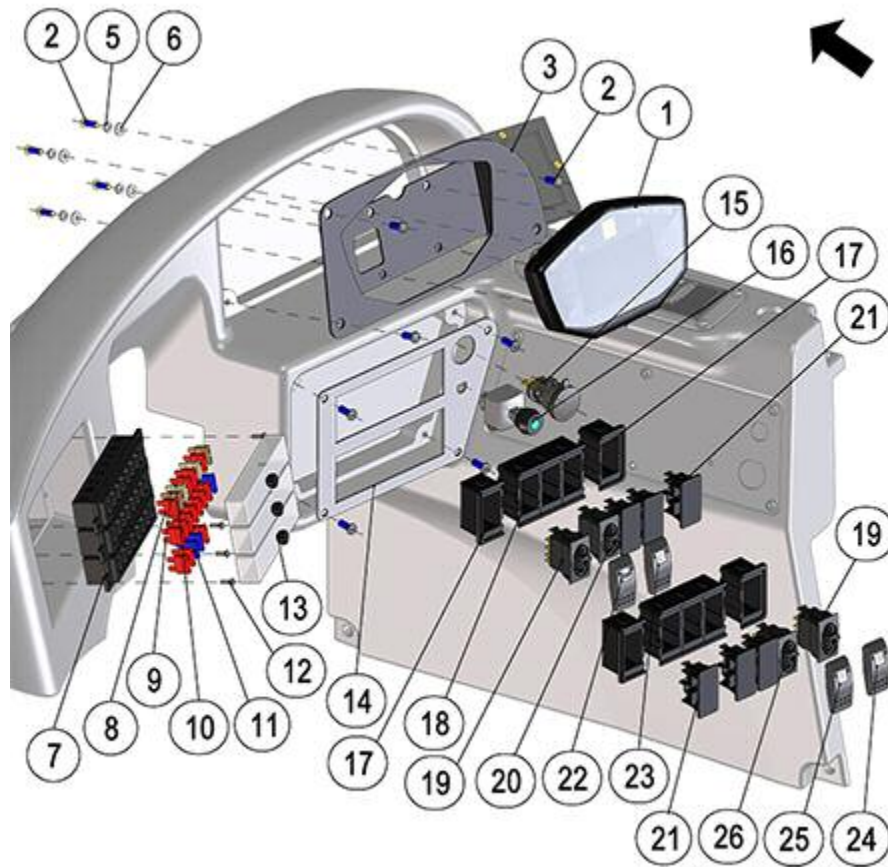


FIGURE	REFERENCE	DENOMINATION	AMOUNT
001	66.11104.00	DISPLAY PROGRAMMABLE LCD 4" COL	1
002	630.06015.96	SCREW ISO7380 M6x15	8
003	36.08060.00		1
005	104.05000.00	WASHER DIN7980 D5	4
006	101.05000.66	WASHER DIN125 D5	4
007	32.11012.00	FUSE BOX CONNECTOR	3
008	43.50030.00	FUSE 10A	14
009	43.50029.00	FUSIBLE 7.5A	2
010	43.50037.00	FUSE (5A)	2
011	43.50032.00	FUSE 15A	3
012	32.11010.00	BOLT	6
013	32.11011.00	FUSE BOX	3
014	36.11201.00		1
015	1311196.00		1
016	32.11043.00	ROAD/WORK SELECTOR SWITCH	1
017	36.11100.00		4

018	36.11101.00		6
019	48.11551.00	PUSH OFF-(ON) 1P	2
020	24.11120.00	COMMUTATOR OFF-ON-ON	1
021	24.11130.00	CAP	6
022	24.11113.00	HORN COVER	1
023	36.11104.00		1
024	24.11110.00	COVER DPF	1
025	24.11111.00	COVER DPF	1
026	48.11559.00	SWITCH 1P ON-ON	1

11. ELECTRIC INSTALLATION

DASHBOARD (2)

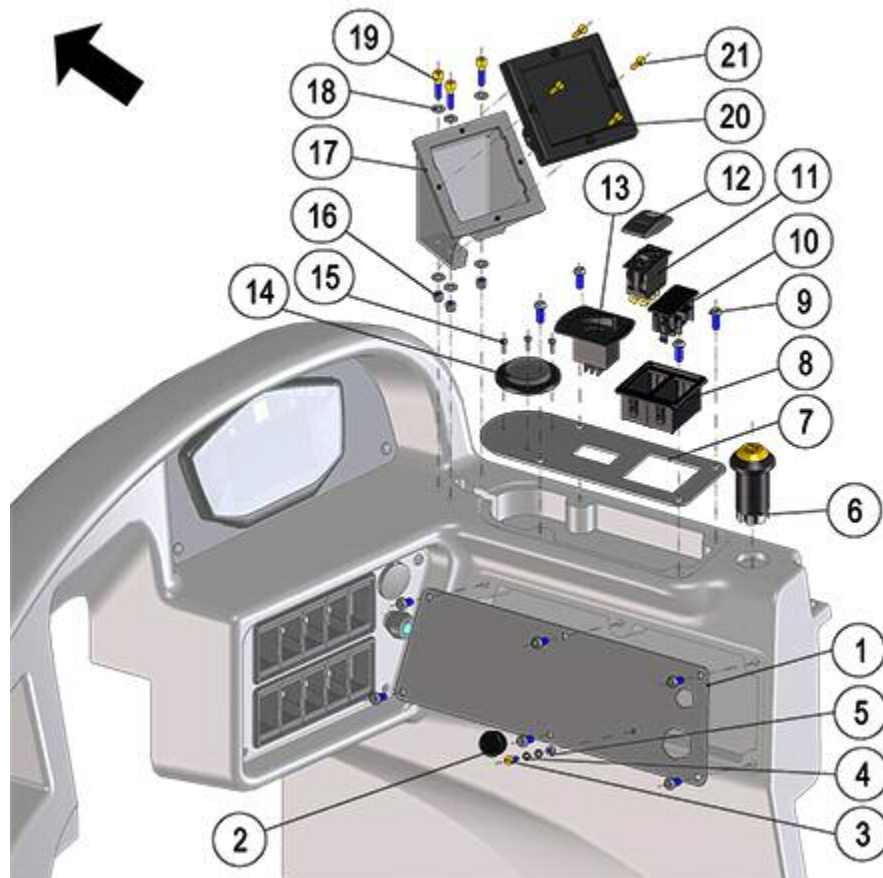


FIGURE	REFERENCE	DENOMINATION	AMOUNT
001	36.11204.00		1
002	02.32022.00	CAP	1
003	615.04012.66	SCREW M4x12 DIN84	1
004	101.04000.66	WASHER DIN125 D4	2
005	711.04000.66	NUT	1
006	IM.20013.00	SWITCH	1
007	36.11203.00		1
008	36.11100.00		2
009	630.06015.96	SCREW ISO7380 M6x15	10
010	24.11130.00	CAP	1
011	24.11120.00	COMMUTATOR OFF-ON-ON	1
012	36.11108.00		1
013	32.11141.00	STEERING SELECTION SWITCH	1
014	32.08164.00	MACHINE LEVELING INDICATOR	1
015	32.11040.00	SIDE CONTROL PANEL ASSEMBLY	3
016	711.05000.66	NUT DIN982 M5	3

017	32.11125.00	COBO DISPLAY SUPPORT	1
018	101.05000.66	WASHER DIN125 D5	6
019	601.05020.87	SCREW	3
020	35.11008.00	DISPLAY	1
021	615.04020.66	SCREW DIN84	4

11. ELECTRIC INSTALLATION

ELECTRICAL CONTROL SYSTEMS

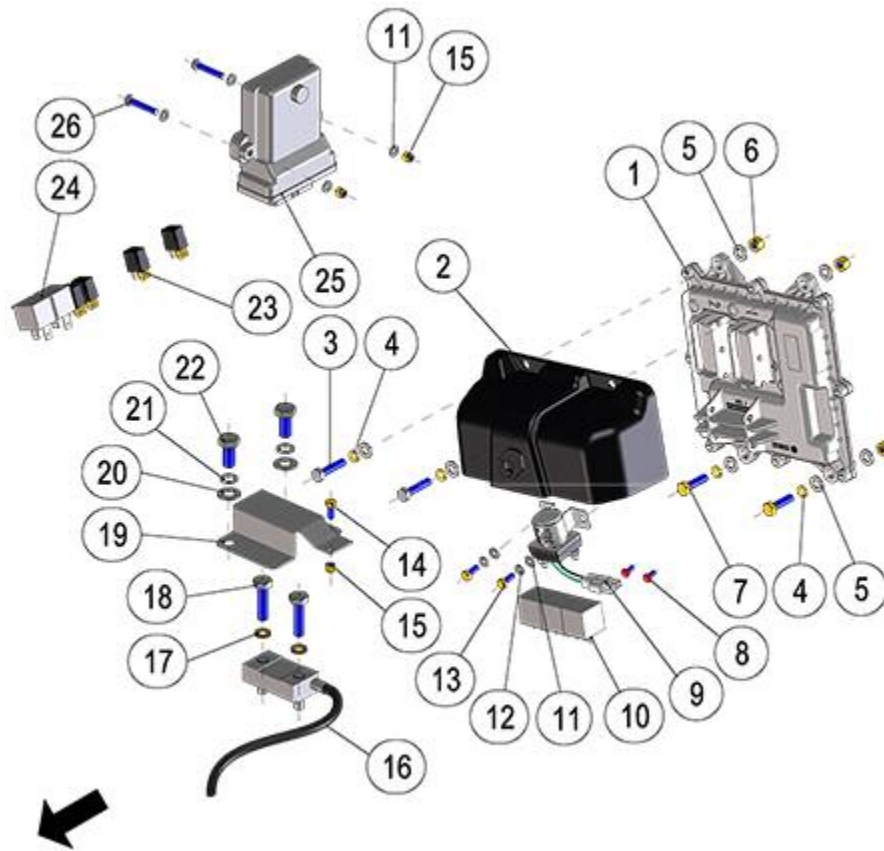


FIGURE	REFERENCE	DENOMINATION	AMOUNT
001	KU1H45760202	ECU	1
002	24.11203.00	COVER	1
003	603.08035.87	SCREW 8X35/1.25 DIN 933 INOX.A-2	2
004	104.08000.00	WASHER DIN7980 D8	4
005	101.08000.66	WASHER DIN125 D8	8
006	711.08000.66	NUT DIN982 M8	4
007	603.08030.86	SCREW DIN933 M8X30	2
008	603.05010.86	SCREW DIN933 M5x10	2
009	64.11041.00	RELAY 12V 100A	1
010	43.01530.02	RELAY 40 AMP. 5 CONTAC. 6.3MM	3
011	101.06000.66	WASHER DIN125 D6	6
012	104.06000.00	WASHER DIN7980 D6	2
013	603.06015.87	SCREW DIN933 M6x15	2
014	603.06015.86	SCREW DIN933 M6x15	1
015	711.06000.66	NUT DIN982 M6	1
016	35.11009.00	LOAD SENSOR	1

017	120.00010.66	SAFETY WASHER Ø10	2
018	604.10040.96	SCREW DIN931 M10X40	2
019	36.11114.00		1
020	101.12000.66	WASHER DIN125 D12	2
021	104.12000.00	WASHER DIN7980 D12	2
022	603.12025.86	SCREW DIN933	2
023	IM.20026.03	MICRO RELAY WITH DIODE	4
024	48.11170.00	RELAY 70A UNSUPPORTED WITH DIODE	2
025	66.11107.00	ECU MACHINE FUNC.	1
026	603.06035.86	SCREW DIN933 M6x35	2

11. ELECTRIC INSTALLATION

ELECTRICAL CONTROL SYSTEMS

CHASSIS: 88026

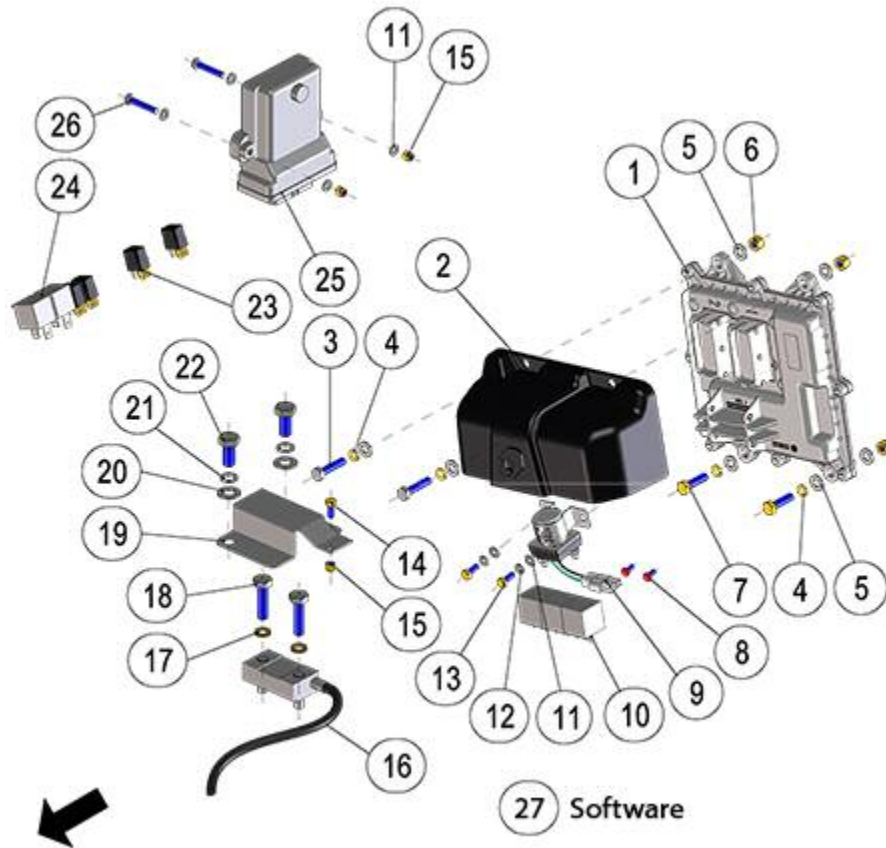


FIGURE	REFERENCE	DENOMINATION	AMOUNT
001	KU1H45760202	ECU	1
002	24.11203.00	COVER	1
003	603.08035.87	SCREW 8X35/1.25 DIN 933 INOX.A-2	2
004	104.08000.00	WASHER DIN7980 D8	4
005	101.08000.66	WASHER DIN125 D8	8
006	711.08000.66	NUT DIN982 M8	4
007	603.08030.86	SCREW DIN933 M8X30	2
008	603.05010.86	SCREW DIN933 M5x10	2
009	64.11041.00	RELAY 12V 100A	1
010	43.01530.02	RELAY 40 AMP. 5 CONTAC. 6.3MM	3
011	101.06000.66	WASHER DIN125 D6	6
012	104.06000.00	WASHER DIN7980 D6	2
013	603.06015.87	SCREW DIN933 M6x15	2
014	603.06015.86	SCREW DIN933 M6x15	1
015	711.06000.66	NUT DIN982 M6	1

016	35.11009.00	LOAD SENSOR	1
017	120.00010.66	SAFETY WASHER Ø10	2
018	604.10040.96	SCREW DIN931 M10X40	2
019	36.11114.00		1
020	101.12000.66	WASHER DIN125 D12	2
021	104.12000.00	WASHER DIN7980 D12	2
022	603.12025.86	SCREW DIN933	2
023	IM.20026.03	MICRO RELAY WITH DIODE	4
024	48.11170.00	RELAY 70A UNSUPPORTED WITH DIODE	2
025	66.11107.00	ECU MACHINE FUNC.	1
026	603.06035.86	SCREW DIN933 M6x35	2
027	36.11500.01	SOFTWARE ECU AND DISPLAY	1

COMMENTS

PM.00151

11. ELECTRIC INSTALLATION BATTERY

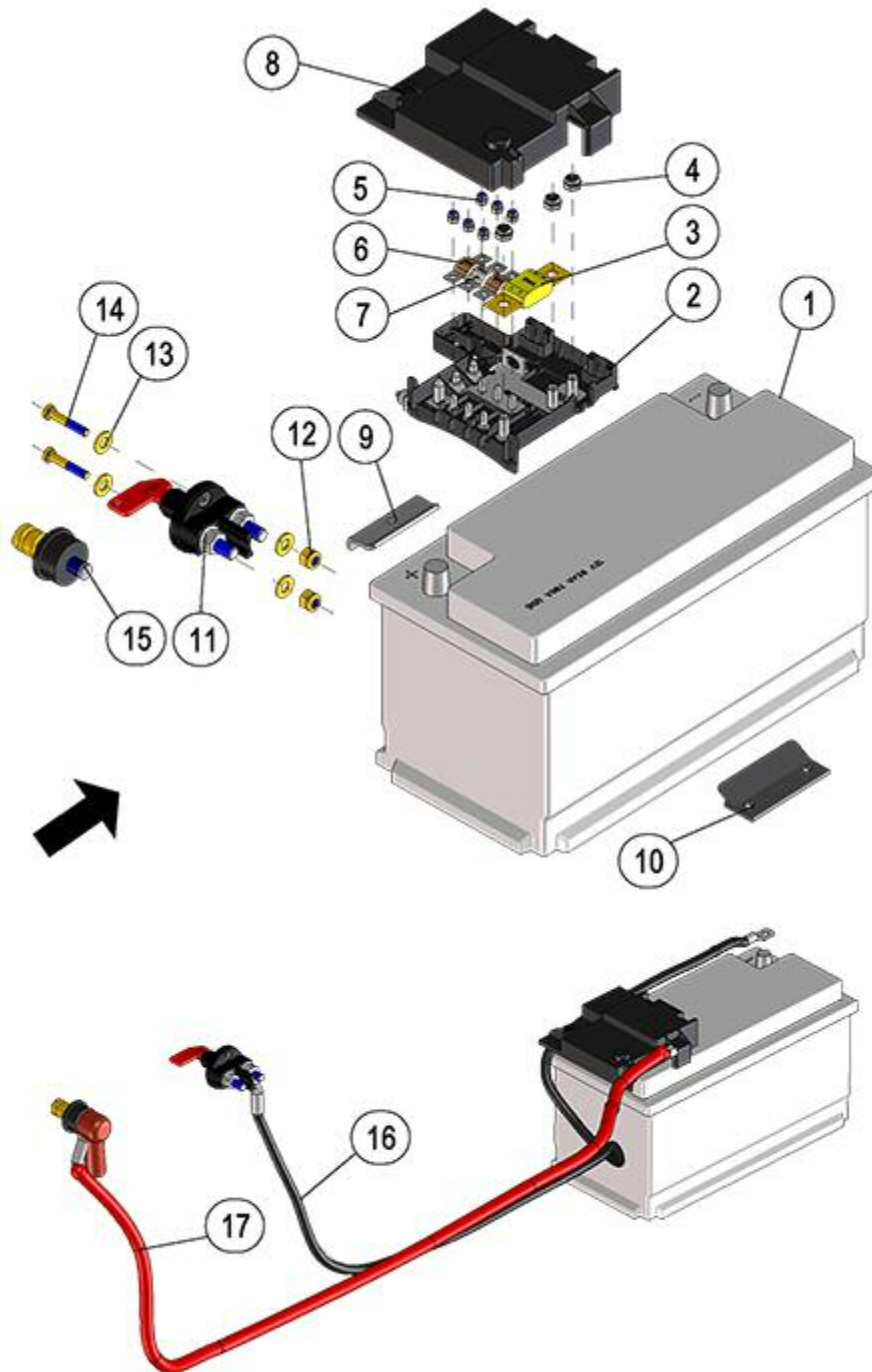


FIGURE	REFERENCE	DENOMINATION	AMOUNT
001	64.11110.01	BATTERY 92AH 760A	1
002	20.11009.00	BATTERY FUSE BOX	1
003	66.11114.00	FUSE 100A GENERAL PROTECTOR	1
004	711.08000.66	NUT DIN982 M8	3

005	711.05000.66	NUT DIN982 M5	6
006	13.11109.00	30A FUSE	2
007	20.11011.03	FUSE 80A	1
008	20.11014.00	BATTERY FUSEBOX COVER	1
009	20.11101.00	FIXATION SUPPORT 2X10X70	1
010	32.11120.00	BATTERY SUPPORT	1
011	24.11153.00	BATTERY DISCONNECTOR	1
012	711.08000.66	NUT DIN982 M8	2
013	101.08000.66	WASHER DIN125 D8	4
014	604.06035.86	SCREW DIN931 M6x35	1
015	36.11112.00		1
016	36.11300.00		1
017	36.11303.00		1

11. ELECTRIC INSTALLATION WIRING HARNESS (PART 1)

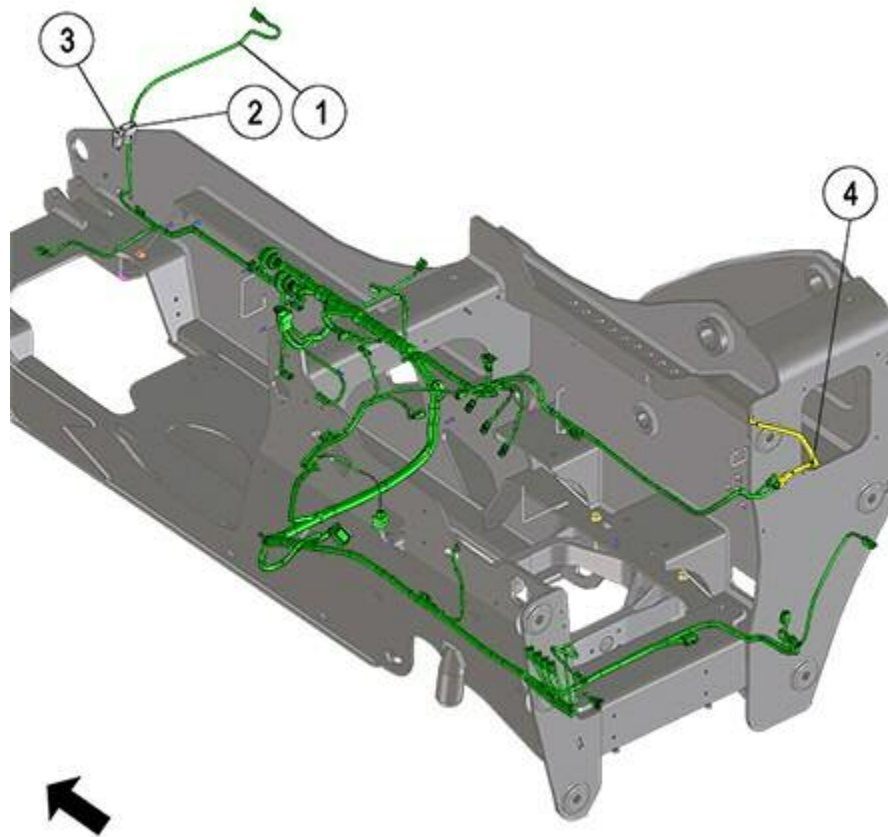


FIGURE	REFERENCE	DENOMINATION	AMOUNT
001	36.11000.00		1
002	36.11113.00		1
003	24.11154.00		1
004	36.11014.00		1

11. ELECTRIC INSTALLATION

WIRING HARNESS (PART 1)

CHASSIS: 92193

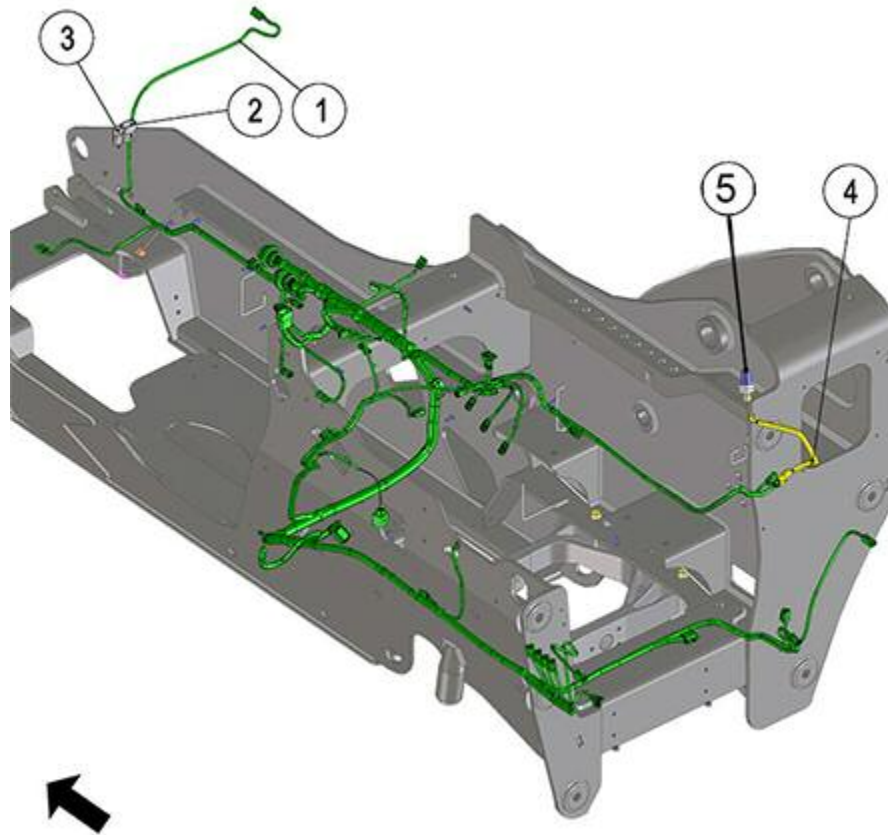


FIGURE	REFERENCE	DENOMINATION	AMOUNT
001	36.11000.00		1
002	36.11113.00		1
003	24.11154.00		1
004	36.11014.00		1
005	35.11126.01	SENSOR	1

11. ELECTRIC INSTALLATION WIRING HARNESS (PART 2)

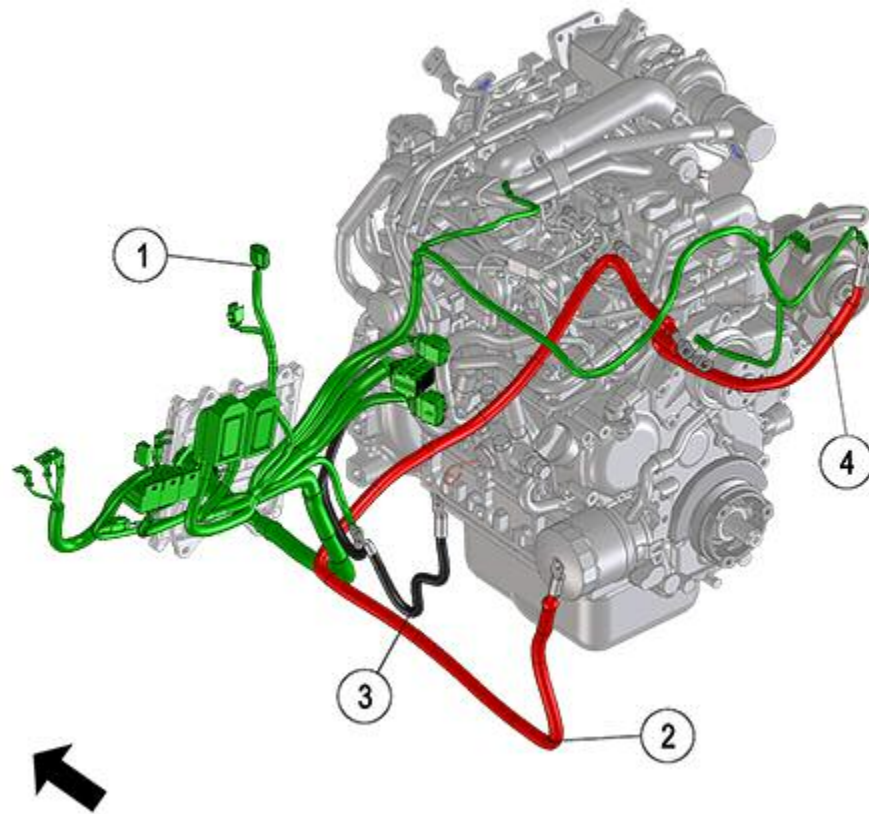


FIGURE	REFERENCE	DENOMINATION	AMOUNT
001	36.11003.00		1
002	36.11304.00		1
003	36.11301.00		2
004	67.11203.00	ELECTRICAL CABLE 35X500MM M8 M6 R	1

11. ELECTRIC INSTALLATION WIRING HARNESS (PART 3)

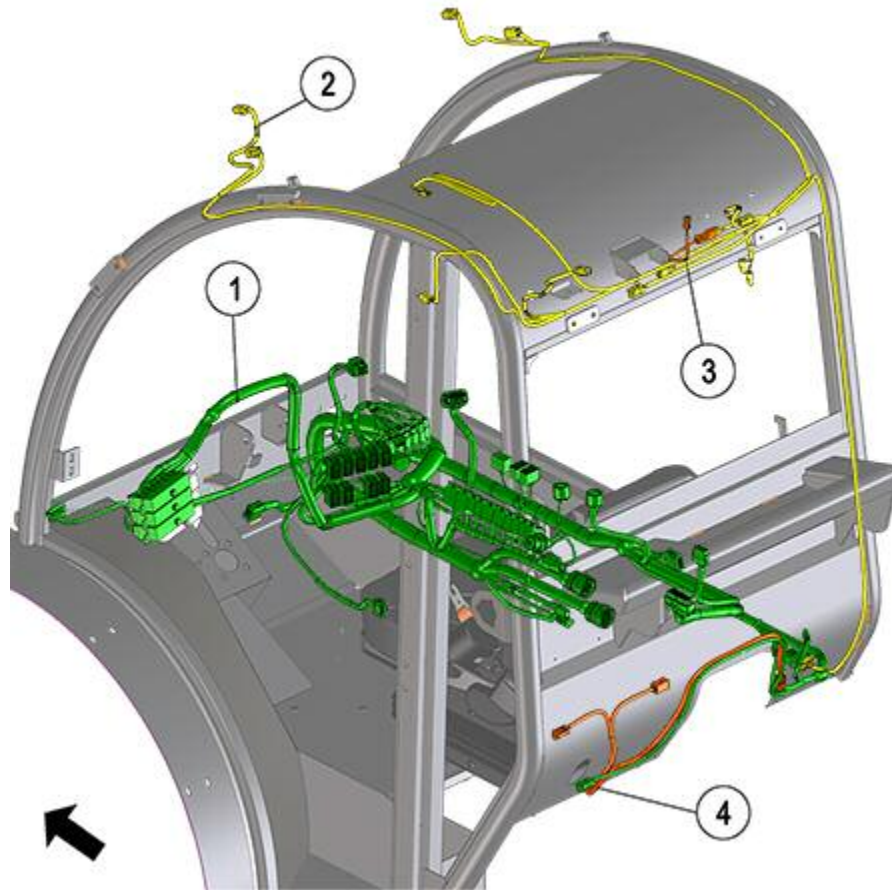


FIGURE	REFERENCE	DENOMINATION	AMOUNT
001	36.11001.00		1
002	36.11005.00		1
003	36.11011.00		1
004	24.11010.00		1

12. FINISHES STICKERS & PLATES (PART 1)

<p>1</p>	<p>9</p>	<p>10</p>
<p>2</p>	<p>11</p>	<p>12</p>
<p>3</p>	<p>13</p>	<p>14</p>
<p>4</p>	<p>15</p>	<p>16</p>
<p>7</p>	<p>8</p>	<p>17</p>
<p>5</p>	<p>6</p>	<p>18</p>
<p>19</p>		

FIGURE

REFERENCE

DENOMINATION

AMOUNT

001	32.12110.01	TAURULIFT ADH. 1215X160	1
002A	00.00015.00	AUSA CORP. STICKER	1
002B	09.09902.01	PLATE AD. INDI	1
003	45.19101.00	PLATE AD. INDI	1
004	01.12005.00		1
005	01.12009.00		1
006	32.12210.00	GREASING POINTS STICKER	1
007	01.12002.00		1
008	01.12140.00		1
009	01.12004.00		1
010	46.08099.00	AUSA BADGE	1
011	12.12010.00	ADHESIVE	1
012	32.12106.00	INDICATING PLATE 68X210	1
013	36.12801.00		1
014	09.12011.00	ADHESIVE	1
015	65.12103.00	STICKER DISCONNECT	1
016	01.12003.00		1
017	35.12337.00		1
018	32.12117.00	PLATE 110x110	1
019	36.12800.00		1

12. FINISHES STICKERS & PLATES (PART 2)

	1		8		9
	2		10		
	3		11		
	4		12		
	5		13		
	6		14		15
	7		16		

FIGURE

REFERENCE

DENOMINATION

AMOUNT

001	01.12210.00		1
002	01.12006.00		1
003	36.12110.00		1
004	01.12500.00		1
005	36.12140.00		1
006	36.12503.00		1
007	36.12104.00		1
008	35.12902.00		1
009	36.12111.00		1
010	32.12027.00		1
011	32.12028.00		1
012	01.00779.60	INDI. PLATE 130X100 STANDARD	1
013	36.12900.00		1
014	36.12102.00		1
015	36.12105.00		1
016	36.12101.00		1

12. FINISHES

TOOLS BAG



FIGURE	REFERENCE	DENOMINATION	AMOUNT
001	01.00036.02	TOOLS-BAG	1

13. ACCESSORIES CLOSED CABIN (2)

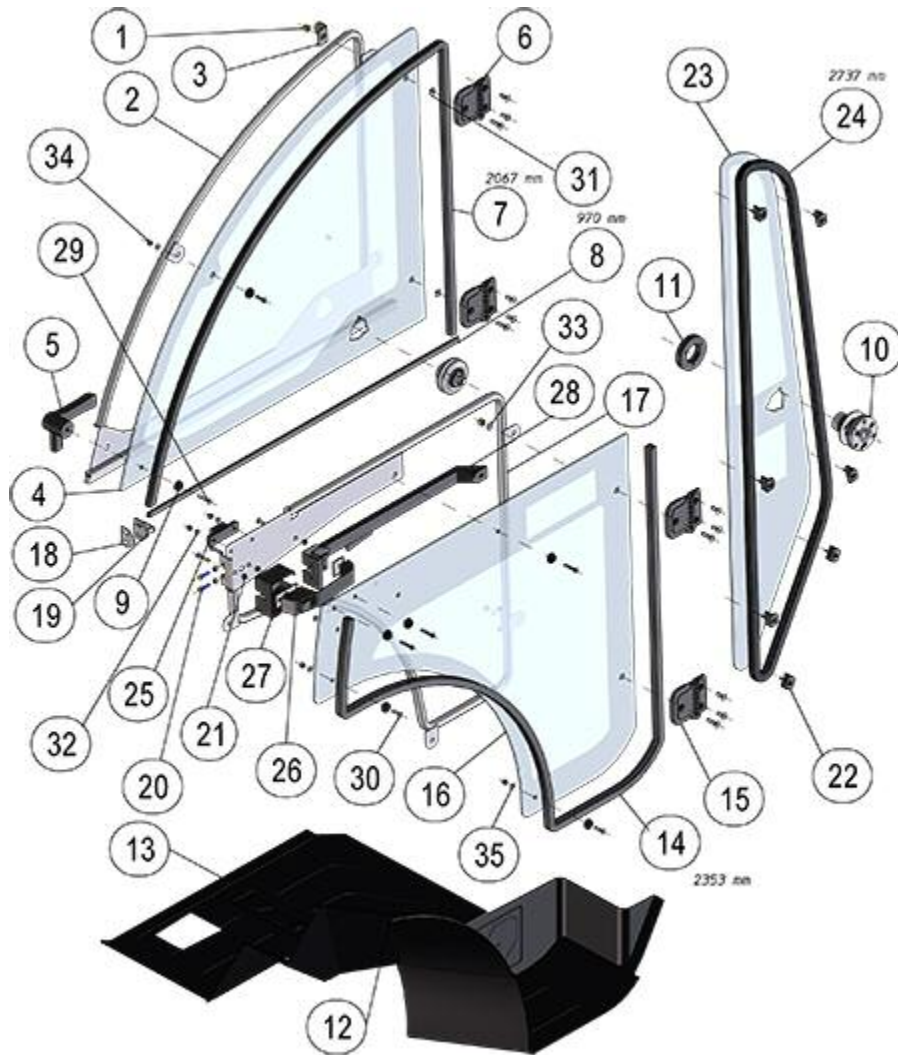


FIGURE	REFERENCE	DENOMINATION	AMOUNT
001	711.08000.66	NUT DIN982 M8	4
002	32.08316.00	DOOR SUPPORT	1
003	36.08316.00	SUPPORT	1
004	36.08291.00	DOOR GLASS	1
005	32.08293.00	ANCHOR GLASS DOOR	1
006	32.08290.00	SIDE GLASS HINGE	2
007	32.08228.00	RUBBER PROFILE 2'1 M.	1
008	32.08224.00	PROFILE RUBBER DOOR BOARD	1
009	32.08299.00	WASHER Ø7xØ22	6
010	36.08225.00	DOOR RETAINER	1
011	36.08203.00	SHIM	1
012	32.08113.01	CARPET	1

013	32.08112.01	FLOOR CARPET	1
014	32.08229.00	RUBBER PROFILE 2'4 M.	1
015	32.08290.00	SIDE GLASS HINGE	2
016	32.08292.00	LOWER GLASS	1
017	32.08315.00	SUPPORT	1
018	36.08315.00	LOCK SUPPORT	1
019	32.08314.00	BRACKET CABIN	1
020	603.06025.86	SCREW DIN933 M6x25	5
021	701.06000.66	NUT DIN934 M6X1	6
022	32.08234.00	GLASS CLIP	7
023	36.08341.00	DOOR GLASS	1
024	32.08226.00	LEFT SIDE GLASS WEATHERSTRIP 3 M.	1
025	32.08297.00	ANCHOR BASE DOOR	1
026	32.08270.00	lateral door lock	1
027	32.08272.00	protector	1
028	32.08271.00	OPENING DOOR HANDLE LAT	1
029	618.06035.87	SCREW	4
030	618.06025.87	SCREW	3
031	101.08000.66	WASHER DIN125 D8	4
032	101.06000.66	WASHER DIN125 D6	3
033	720.08000.66	NUT DIN985 M8 AUTOLOCKING	4
034	720.06000.66	NUT	6
035	101.06000.66	WASHER DIN125 D6	5

13. ACCESSORIES

CLOSED CABIN (2)

CHASSIS: 89478

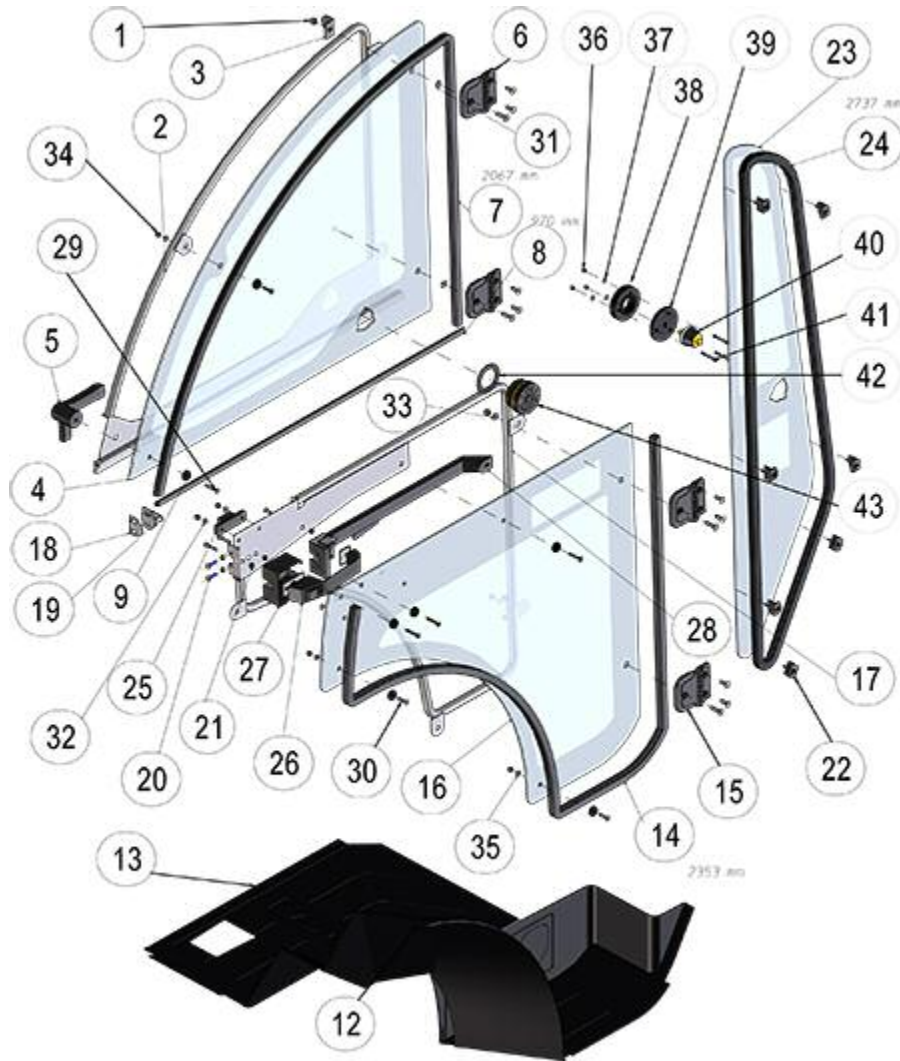


FIGURE	REFERENCE	DENOMINATION	AMOUNT
001	711.08000.66	NUT DIN982 M8	4
002	32.08316.00	DOOR SUPPORT	1
003	36.08316.00	SUPPORT	1
004	36.08291.00	DOOR GLASS	1
005	32.08293.00	ANCHOR GLASS DOOR	1
006	32.08290.00	SIDE GLASS HINGE	2
007	32.08228.00	RUBBER PROFILE 2'1 M.	1
008	32.08224.00	PROFILE RUBBER DOOR BOARD	1
009	32.08299.00	WASHER Ø7xØ22	6
012	32.08113.01	CARPET	1
013	32.08112.01	FLOOR CARPET	1

014	32.08229.00	RUBBER PROFILE 2´4 M.	1
015	32.08290.00	SIDE GLASS HINGE	2
016	32.08292.00	LOWER GLASS	1
017	32.08315.00	SUPPORT	1
018	36.08315.00	LOCK SUPPORT	1
019	32.08314.00	BRACKET CABIN	1
020	603.06025.86	SCREW DIN933 M6x25	5
021	701.06000.66	NUT DIN934 M6X1	6
022	32.08234.00	GLASS CLIP	7
023	36.08341.00	DOOR GLASS	1
024	32.08226.00	LEFT SIDE GLASS WEATHERSTRIP 3 M.	1
025	32.08297.00	ANCHOR BASE DOOR	1
026	32.08270.00	lateral door lock	1
027	32.08272.00	protector	1
028	32.08271.00	OPENING DOOR HANDLE LAT	1
029	618.06035.87	SCREW	4
030	618.06025.87	SCREW	3
031	101.08000.66	WASHER DIN125 D8	4
032	101.06000.66	WASHER DIN125 D6	3
033	720.08000.66	NUT DIN985 M8 AUTOLOCKING	4
034	720.06000.66	NUT	6
035	101.06000.66	WASHER DIN125 D6	5
036	711.05000.66	NUT DIN982 M5	3
037	101.05000.66	WASHER DIN125 D5	3
038	36.13109.00	SPACER	1

13. ACCESSORIES

CLOSED CABIN (2)

CHASSIS: 89478

FIGURE	REFERENCE	DENOMINATION	AMOUNT
039	36.13108.00	SPACER	1
040	24.08260.00	BLOCK	1
041	601.05040.87	SCREW	3
042	36.13110.00	AIR CONDITIONING KIT	1
043	24.08280.00	LOCK	1

COMMENTS

PM.00129

13. ACCESSORIES

AIR CONDITIONING (1)

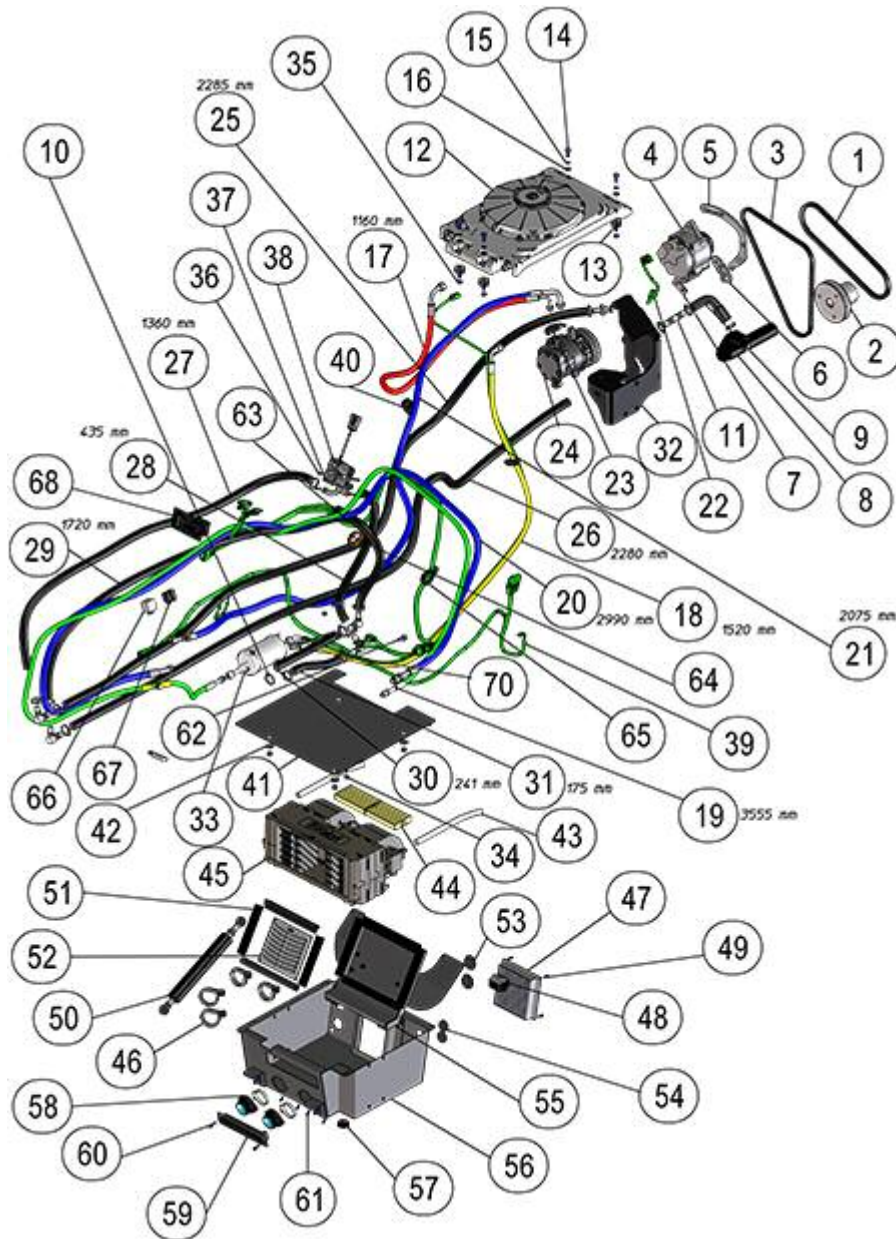


FIGURE	REFERENCE	DENOMINATION	AMOUNT
001	36.13147.00	BELT	1
002	36.02521.00	PULLEY	1
003	KU1634397012	BELT	1
004	KU1927964015	ALTERNATOR	1
005	KU1E46664421	ALTERNATOR SUPPORT	1
006	KU1E46664351	ALTERNATOR SUPPORT	1
007	KU1J40364472	ALTERNATOR SUPPORT	1
008	36.13125.00	PIPE	1

009	20.02065.00	RUBBER HOSE B/P D22 / D16	1
010	912.20032.00	CLAMP	16
011	32.08243.00	FITTING M/M RECTUM 16X12X76	1
012	24.13115.00	CONDENSER	1
013	24.13149.00		4
014	603.08020.86	SCREW DIN933 M8x20	4
015	104.08000.00	WASHER DIN7980 D8	4
016	101.08000.66	WASHER DIN125 D8	8
017	36.13120.00	TUBE	1
018	36.13121.00	TUBE	1
019	36.13122.00	TUBE	1
020	36.13123.00	TUBE	1
021	36.13124.00	TUBE	1
022	36.11018.00	WIRE	1
023	24.13125.00	CLAMP	1
024	24.13116.00	COMPRESSOR	1
025	464.03024.00	TUBE	1
026	464.03024.00	TUBE	1
027	464.03024.00	TUBE	1
028	464.03024.00	TUBE	1
029	464.03024.00	TUBE	1
030	464.03024.00	TUBE	1
031	464.03024.00	TUBE	1
032	36.13146.00	PUMP SUPPORT PLATEN	1
033	36.13014.00	FILTER DRIER	1
034	701.06000.66	NUT DIN934 M6X1	4
035	701.08000.66	NUT DIN934 M8X1,25	12
036	711.04000.66	NUT	3

13. ACCESSORIES

AIR CONDITIONING (1)

FIGURE	REFERENCE	DENOMINATION	AMOUNT
037	101.04000.66	WASHER DIN125 D4	5
038	24.13113.00	CONTROLLER VALVE	1
039	36.11013.00	WIRE	1
040	830.01808.00	CLAMP LOOP	2
041	36.08222.00	SUPPORT	1
042	112.08000.66	WASHER DIN9021 D8	4

043	32.08419.00	TUBE D16XD12X1000	2
044	24.13106.00	AIR FILTER	2
045	36.13110.00	AIR CONDITIONING KIT	1
046	830.05008.00	CLAMP	4
047	32.08415.00	AIR FILTER 130X130X30	1
048	24.13118.00	ELECTRONIC THERMOSTAT	1
049	630.04015.97	SCREW M4x15 ISO7380	7
050	36.08029.00	GAS SPRING	1
051	472.00411.00	RUBBER PROFILE MAT.	8
052	36.13012.00	GRILLE	1
053	32.08418.00	CONDUIT CONE 29X37X44	2
054	32.08422.00	GROMMET	2
055	32.08411.00	A/C BOX 386x379x145	4
056	36.13101.00	BOX	1
057	02.32035.00	CAP	1
058	24.13109.00	FITTING	2
059	24.13110.00	GRILLE	1
060	635.04822.67	SCREW	2
061	635.03913.66	SCREW DIN 7981 ST3.9X13	4
062	601.08020.86	SCREW DIN912	2
063	711.06000.66	NUT DIN982 M6	2
064	830.04006.00	CLAMP LOOP D40x6	1
065	830.03006.00	CLAMP LOOP	1
066	43.01530.02	RELAY 40 AMP. 5 CONTAC. 6.3MM	1
067	IM.20026.03	MICRO RELAY WITH DIODE	2
068	24.13114.00	VALVE	1
069	830.04006.00	CLAMP LOOP D40x6	1
070	36.13015.00	PRESSURE SENSOR CONNECTOR	1

13. ACCESSORIES

AIR CONDITIONING (1)

CHASSIS: 88911

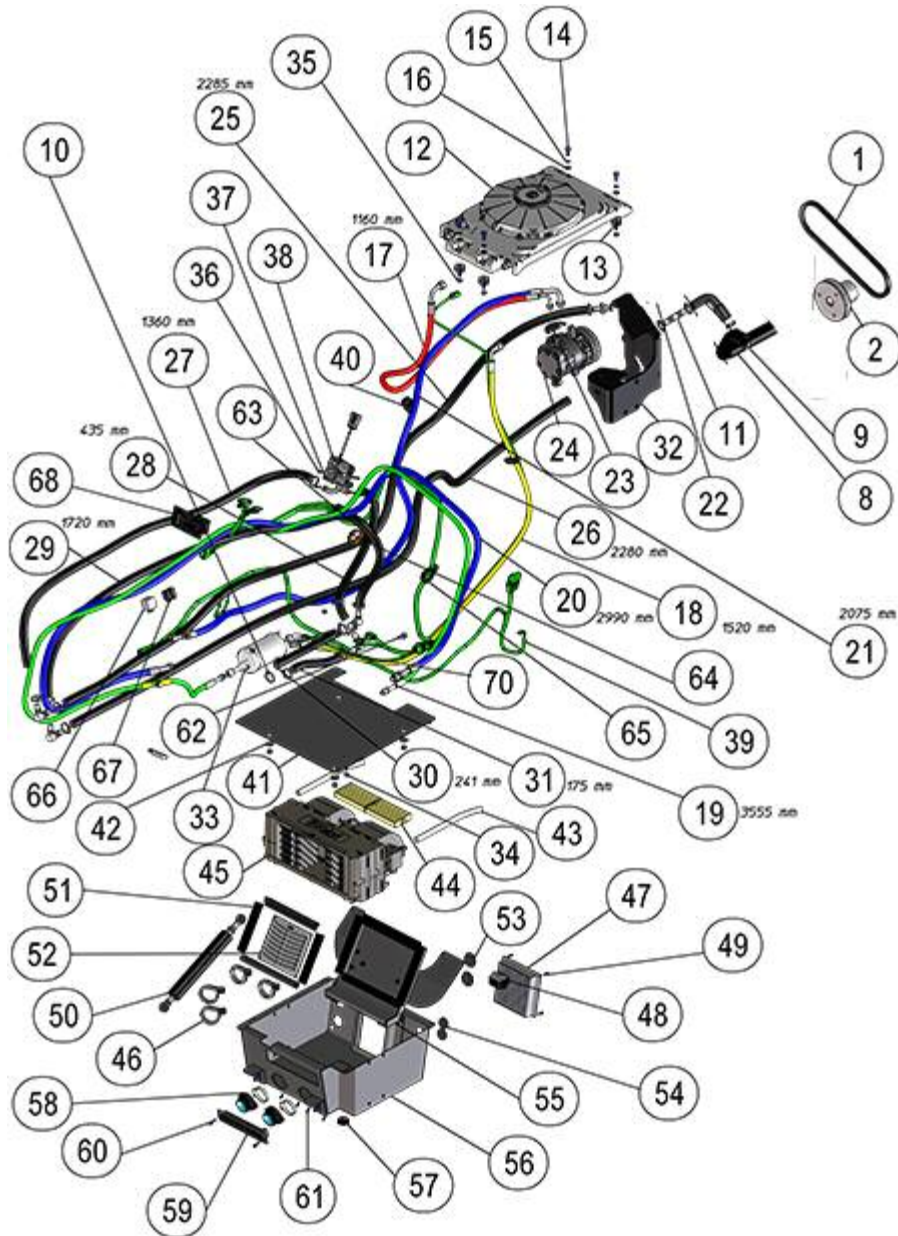


FIGURE	REFERENCE	DENOMINATION	AMOUNT
001	36.13147.00	BELT	1
002	36.02521.00	PULLEY	1
008	36.13125.00	PIPE	1
009	20.02065.00	RUBBER HOSE B/P D22 / D16	1
010	912.20032.00	CLAMP	16
011	32.08243.00	FITTING M/M RECTUM 16X12X76	1
012	24.13115.00	CONDENSER	1
013	24.13149.00		4

014	603.08020.86	SCREW DIN933 M8x20	4
015	104.08000.00	WASHER DIN7980 D8	4
016	101.08000.66	WASHER DIN125 D8	8
017	36.13120.00	TUBE	1
018	36.13121.00	TUBE	1
019	36.13122.00	TUBE	1
020	36.13123.00	TUBE	1
021	36.13124.00	TUBE	1
023	24.13125.00	CLAMP	1
024	24.13116.00	COMPRESSOR	1
025	464.03024.00	TUBE	1
026	464.03024.00	TUBE	1
027	464.03024.00	TUBE	1
028	464.03024.00	TUBE	1
029	464.03024.00	TUBE	1
030	464.03024.00	TUBE	1
031	464.03024.00	TUBE	1
032	36.13146.00	PUMP SUPPORT PLATEN	1
033	36.13014.00	FILTER DRIER	1
034	701.06000.66	NUT DIN934 M6X1	4
035	701.08000.66	NUT DIN934 M8X1,25	12
036	711.04000.66	NUT	3
037	101.04000.66	WASHER DIN125 D4	5
038	24.13113.00	CONTROLLER VALVE	1
039	36.11013.00	WIRE	1
040	830.01808.00	CLAMP LOOP	2
041	36.08222.00	SUPPORT	1
042	112.08000.66	WASHER DIN9021 D8	4

13. ACCESSORIES

AIR CONDITIONING (1)

CHASSIS: 88911

FIGURE	REFERENCE	DENOMINATION	AMOUNT
043	32.08419.00	TUBE D16XD12X1000	2
044	24.13106.00	AIR FILTER	2
045	36.13110.00	AIR CONDITIONING KIT	1
046	830.05008.00	CLAMP	4
047	32.08415.00	AIR FILTER 130X130X30	1
048	24.13118.00	ELECTRONIC THERMOSTAT	1

049	630.04015.97	SCREW M4x15 ISO7380	7
050	36.08029.00	GAS SPRING	1
051	472.00411.00	RUBBER PROFILE MAT.	8
052	36.13012.00	GRILLE	1
053	32.08418.00	CONDUIT CONE 29X37X44	2
054	32.08422.00	GROMMET	2
055	32.08411.00	A/C BOX 386x379x145	4
056	36.13101.00	BOX	1
057	02.32035.00	CAP	1
058	24.13109.00	FITTING	2
059	24.13110.00	GRILLE	1
060	635.04822.67	SCREW	2
061	635.03913.66	SCREW DIN 7981 ST3.9X13	4
062	601.08020.86	SCREW DIN912	2
063	711.06000.66	NUT DIN982 M6	2
064	830.04006.00	CLAMP LOOP D40x6	1
065	830.03006.00	CLAMP LOOP	1
066	43.01530.02	RELAY 40 AMP. 5 CONTAC. 6.3MM	1
067	IM.20026.03	MICRO RELAY WITH DIODE	2
068	24.13114.00	VALVE	1
069	830.04006.00	CLAMP LOOP D40x6	1
070	36.13015.00	PRESSURE SENSOR CONNECTOR	1

COMMENTS

PM.00114

13. ACCESSORIES

AIR CONDITIONING (1)

CHASSIS: 91461

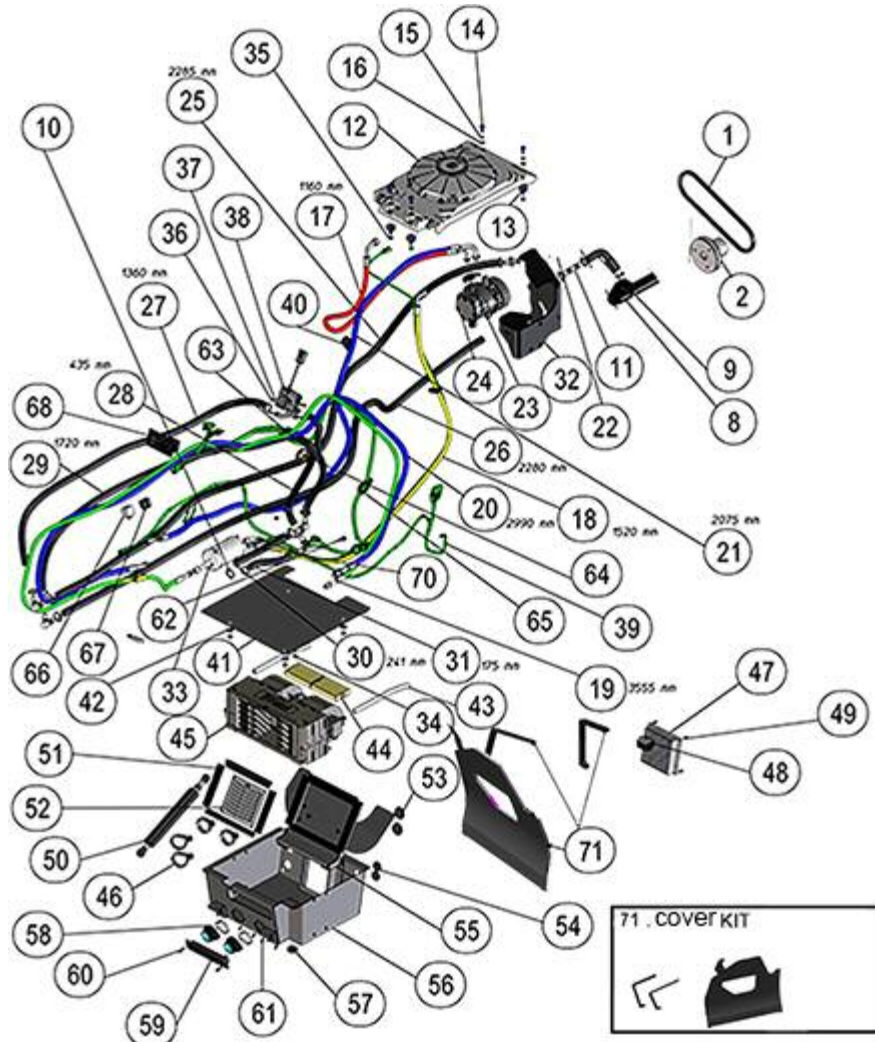


FIGURE	REFERENCE	DENOMINATION	AMOUNT
001	36.13147.00	BELT	1
002	36.02521.00	PULLEY	1
008	36.13125.00	PIPE	1
009	20.02065.00	RUBBER HOSE B/P D22 / D16	1
010	912.20032.00	CLAMP	16
011	32.08243.00	FITTING M/M RECTUM 16X12X76	1
012	24.13115.00	CONDENSER	1
013	24.13149.00		4
014	603.08020.86	SCREW DIN933 M8x20	4
015	104.08000.00	WASHER DIN7980 D8	4
016	101.08000.66	WASHER DIN125 D8	8
017	36.13120.00	TUBE	1

018	36.13121.00	TUBE	1
019	36.13122.00	TUBE	1
020	36.13123.00	TUBE	1
021	36.13124.00	TUBE	1
023	24.13125.00	CLAMP	1
024	24.13116.00	COMPRESSOR	1
025	464.03024.00	TUBE	1
026	464.03024.00	TUBE	1
027	464.03024.00	TUBE	1
028	464.03024.00	TUBE	1
029	464.03024.00	TUBE	1
030	464.03024.00	TUBE	1
031	464.03024.00	TUBE	1
032	36.13146.00	PUMP SUPPORT PLATEN	1
033	36.13014.00	FILTER DRIER	1
034	701.06000.66	NUT DIN934 M6X1	4
035	701.08000.66	NUT DIN934 M8X1,25	12
036	711.04000.66	NUT	3
037	101.04000.66	WASHER DIN125 D4	5
038	24.13113.00	CONTROLLER VALVE	1
039	36.11013.00	WIRE	1
040	830.01808.00	CLAMP LOOP	2
041	36.08222.00	SUPPORT	1
042	112.08000.66	WASHER DIN9021 D8	4

13. ACCESSORIES

AIR CONDITIONING (1)

CHASSIS: 91461

FIGURE	REFERENCE	DENOMINATION	AMOUNT
043	32.08419.00	TUBE D16XD12X1000	2
044	24.13106.00	AIR FILTER	2
045	36.13110.00	AIR CONDITIONING KIT	1
046	830.05008.00	CLAMP	4
047	32.08415.00	AIR FILTER 130X130X30	1
048	24.13118.00	ELECTRONIC THERMOSTAT	1
049	630.04015.97	SCREW M4x15 ISO7380	7
050	36.08029.00	GAS SPRING	1
051	472.00411.00	RUBBER PROFILE MAT.	8
052	36.13012.00	GRILLE	1

053	32.08418.00	CONDUIT CONE 29X37X44	2
054	32.08422.00	GROMMET	2
055	32.08411.00	A/C BOX 386x379x145	4
056	36.13101.00	BOX	1
057	02.32035.00	CAP	1
058	24.13109.00	FITTING	2
059	24.13110.00	GRILLE	1
060	635.04822.67	SCREW	2
061	635.03913.66	SCREW DIN 7981 ST3.9X13	4
062	601.08020.86	SCREW DIN912	2
063	711.06000.66	NUT DIN982 M6	2
064	830.04006.00	CLAMP LOOP D40x6	1
065	830.03006.00	CLAMP LOOP	1
066	43.01530.02	RELAY 40 AMP. 5 CONTAC. 6.3MM	1
067	IM.20026.03	MICRO RELAY WITH DIODE	2
068	24.13114.00	VALVE	1
069	830.04006.00	CLAMP LOOP D40x6	1
070	36.13015.00	PRESSURE SENSOR CONNECTOR	1
071	36.04236RE00	INSULATION SHEET	1

13. ACCESSORIES 5TH VALVE CONTINUOUS FLOW

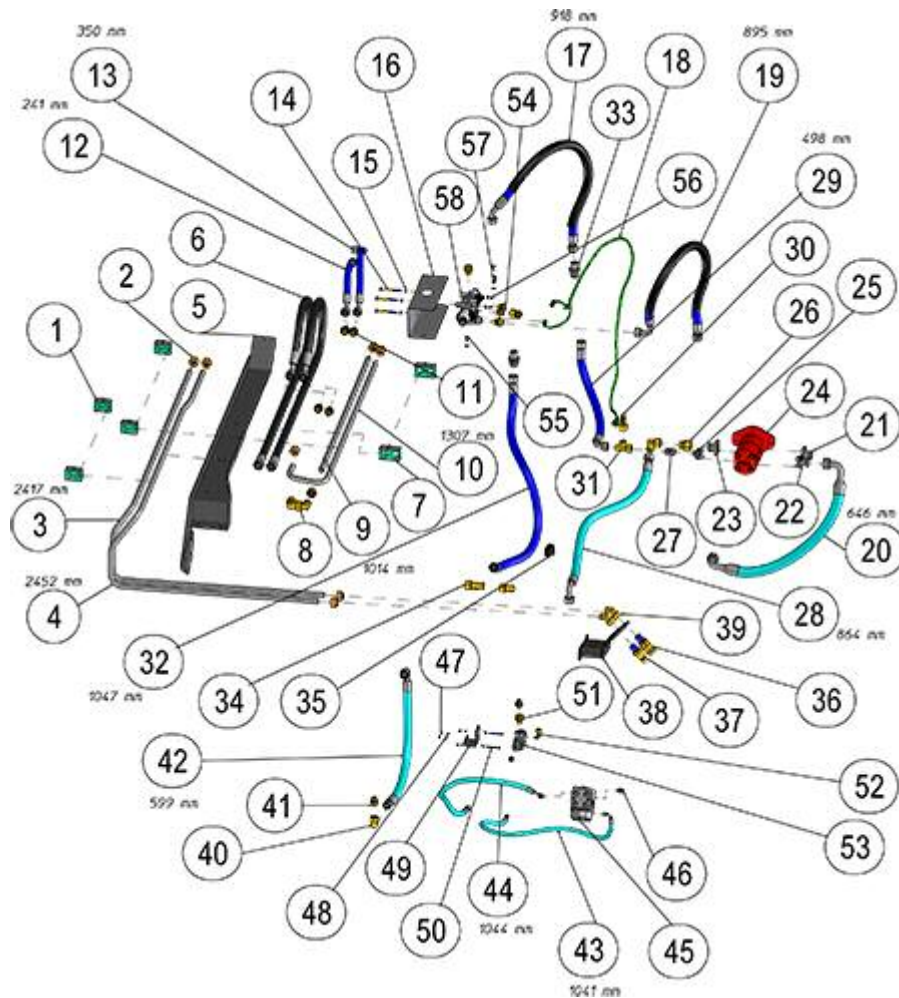


FIGURE	REFERENCE	DENOMINATION	AMOUNT
001	46.04298.00	HOSE CLAMP Ø22	4
002	32.10084.00	METAL PIPE D22D18	8
003	36.13253.00	METAL PIPE	1
004	36.13254.00	METAL PIPE	1
005	32.95160.00	HOSE FIXING SUPPORT	1
006	32.10177.00	HOSE SAE 100 R2 3/4	2
007	48.10960.00	FLANGE	2
008	46.58004.00	FITTING	4
009	36.13252.00	METAL PIPE	1
010	36.13251.00	METAL PIPE	1
011	46.58062.00	FITTING	4
012	36.13210.00	HOSE	1
013	36.13209.00	HOSE	1
014	604.08080.86	SCREW DIN931	3

015	101.08000.66	WASHER DIN125 D8	8
016	36.13240.00	SUPPORT	1
017	36.13208.00	HOSE	1
018	36.11010.00	WIRE	1
019	36.13207.00	HOSE	1
020	36.13211.00	HOSE	1
021	48.10026.00	FLANGE	2
022	66.10808.00	FLANGE RGB STRAIGHT D40 MM M36	1
023	66.10807.00	FLANGE RGB-REC-D35MM-M22Junta	1
024	66.10102.00	HYDR. PUMP 24 CC	1
025	66.10807.00	FLANGE RGB-REC-D35MM-M22Junta	1
026	46.58090.00	FITTING M/M M36-M30	1
027	66.10803.00	FITTING M/TL MM M26X1.5 (L18) TL	1
028	36.13206.00	HOSE	1
029	36.13201.00	HOSE	1
030	64.10227.00	FITTING	1
031	70.10234.00	FITTING	1
032	36.13202.00	HOSE	1
033	48.10361.00	FITTING M/M	2
034	57.10311.00	FITTING	1
035	48.11564.00	SWITCH	1
036	46.10899.00	ECOLOGICAL FEMALE CONECTOR M26	1

13. ACCESSORIES

5TH VALVE CONTINUOUS FLOW

FIGURE	REFERENCE	DENOMINATION	AMOUNT
037	46.10900.00	ECOLOGICAL MALE CONECTOR M26	1
038	36.13243.00	SUPPORT	1
039	48.10312.00	RACOR C45M/TL -M26X1,5	2
040	48.10223.00	FITTING	2
041	48.10433.00	FITTING	1
042	36.13205.00	HOSE	1
043	36.13204.00	HOSE	1
044	36.13203.00	HOSE	1
045	32.06010.00	HYDROSTATIC STEERING (80 CC)	1
046	17.10169.00		2
047	101.06000.66	WASHER DIN125 D6	6
048	711.06000.66	NUT DIN982 M6	4

049	36.13242.00	SUPPORT	1
050	601.06050.86	SCREW	2
051	48.10437.00	FITTING	3
052	46.10410.00	FITTING	1
053	32.10403.00	PRIORITY VALVE	1
054	46.58083.00	GASKET MET. BUNA	2
055	603.08015.86	SCREW DIN933 M8x15	2
056	711.08000.66	NUT DIN982 M8	2
057	830.01408.00	LOOP CLAMP D14x8	1
058	46.10048.07	VALVE	1

13. ACCESSORIES RADIO

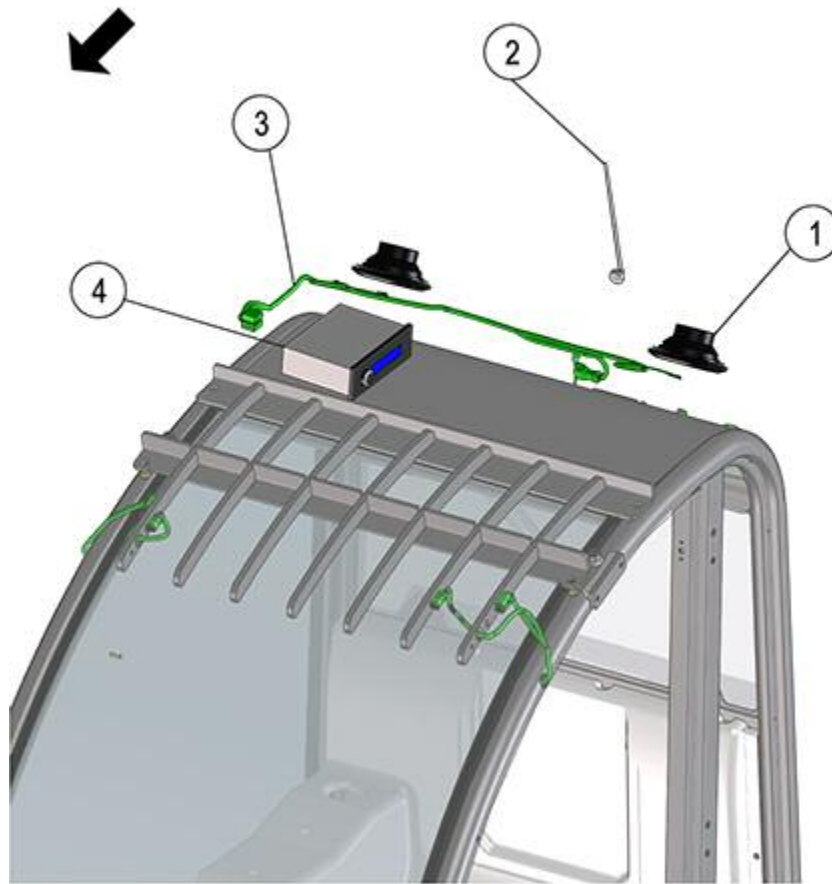
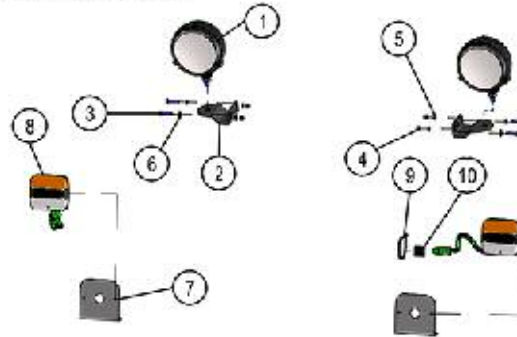


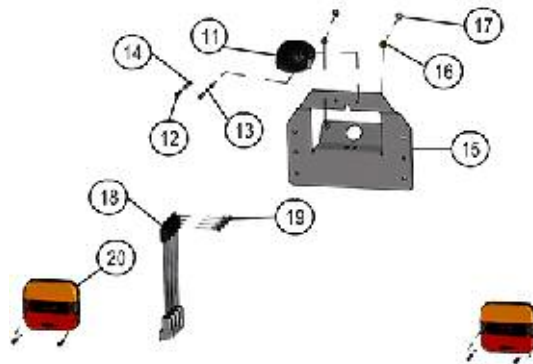
FIGURE	REFERENCE	DENOMINATION	AMOUNT
001	24.11150.00	SPEAKER	2
002	46.11039.00	ELECTRICAL EQUIPMENT	1
003	36.11007.00	WIRING RADIO	1
004	24.11149.00	RADIO	1

13. ACCESSORIES LIGHTS

DELANTERAS / FRONT



TRASERAS / REAR



COMANDOS / CONTROLS

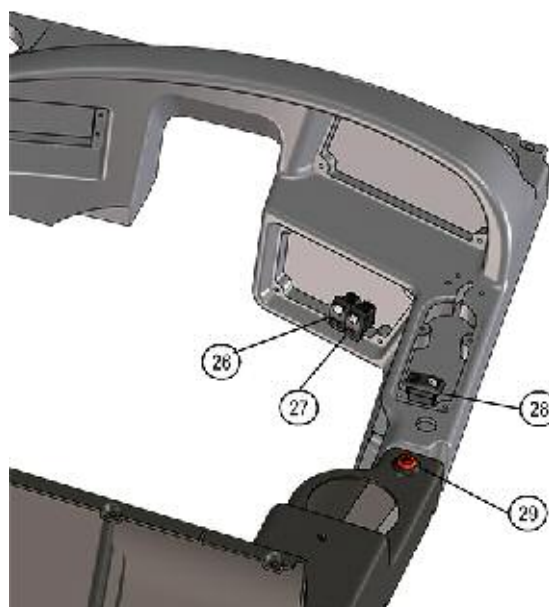


FIGURE REFERENCE

DENOMINATION

AMOUNT

001	66.11132.00	FRONTAL LIGHT LEFT AND RIGHT	2
002	32.08124.00	BRACKET ANG.	2
003	603.06030.86	SCREW DIN933 M6x30	4
004	711.06000.66	NUT DIN982 M6	4
005	101.06000.66	WASHER DIN125 D6	6
006	112.06000.66	WASHER DIN9021 D6	2
007	36.08070.00	SHEET	2
008	66.11126.00	MULTIFUNCTION LED LIGHT	2
009	931.05370.00	CLAMP TAPE 5x370	1
010	66.11148.00		1
011	66.11128.00	LED NUMBER PLATE	1
012	601.04020.87	SCREW DIN912 M4x20	6
013	101.04000.66	WASHER DIN125 D4	2
014	711.04000.66	NUT	2
015	36.08021.00	SUPPORT	1
016	104.06000.00	WASHER DIN7980 D6	2
017	101.06000.66	WASHER DIN125 D6	2
018	66.11130.00	RESISTOR SMART LIGHT LED	4
019	615.04012.66	SCREW M4x12 DIN84	4
020	66.11125.00	MULTIFUNCTION LED LIGHT REAR	2
026	48.11555.01	SWITCH ON-ON-ON 2P	1
027	48.11559.00	SWITCH 1P ON-ON	1
028	48.11564.00	SWITCH	1
029	66.11135.00	SWITCH WARNING LED	1

13. ACCESSORIES

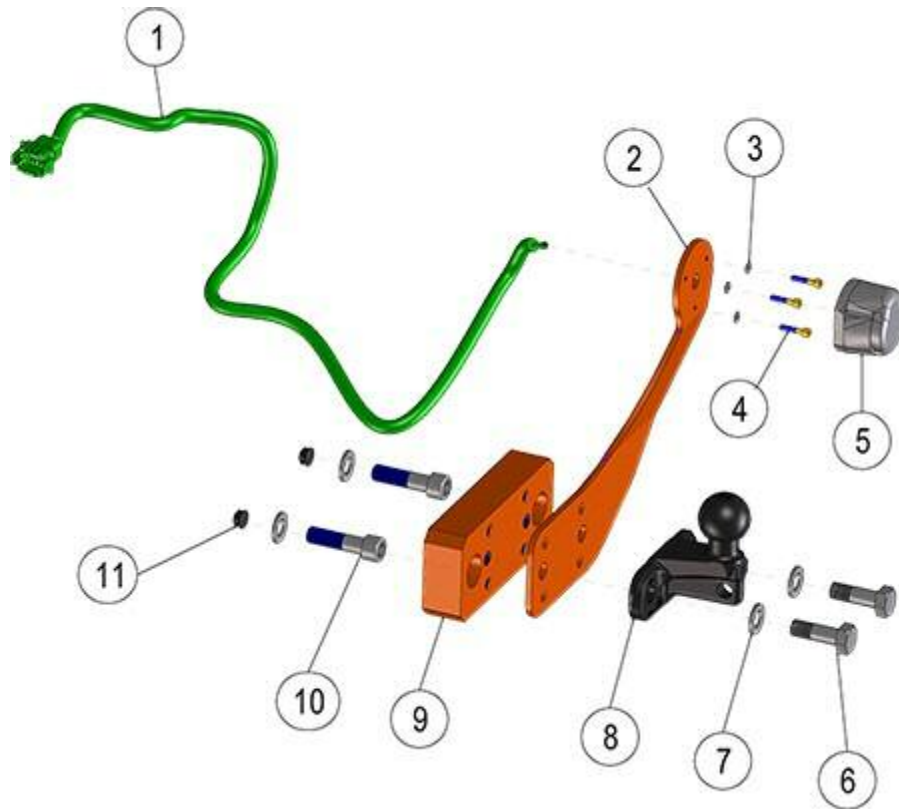


FIGURE	REFERENCE	DENOMINATION	AMOUNT
001	35.11140.00	TOW CONECTOR ELECTRIC WIRING	1
002	33.11306.00	SHEET	1
003	101.05000.66	WASHER DIN125 D5	3
004	601.05025.86	SCREW DIN912 M5X25	3
005	43.50518.00	CONNECTOR	1
006	604.16050.86	SCREW DIN931 M16x50	2
007	101.16000.66	WASHER DIN125 D16	4
008	14.00794.00	COUPLING BALL	1
009	32.04192.00	SHIM	1
010	601.160060.86	SCREW	2
011	02.32018.00	PLASTIC D18 CAP	2

13. ACCESSORIES

CHASSIS: 88623

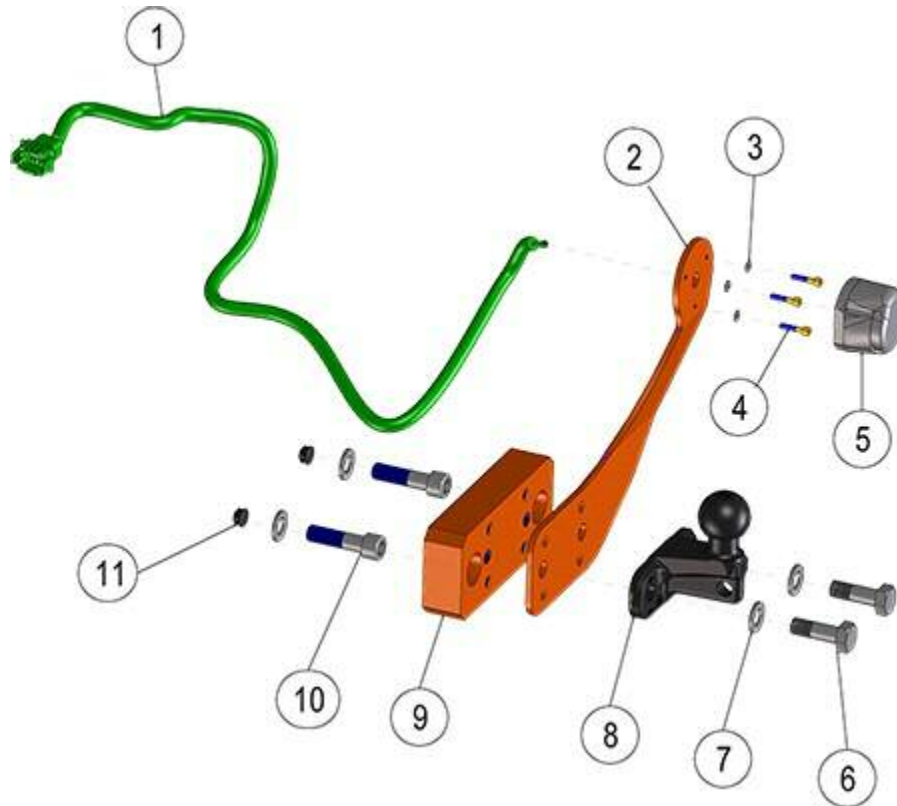


FIGURE	REFERENCE	DENOMINATION	AMOUNT
001	35.11140.00	TOW CONECTOR ELECTRIC WIRING	1
002	33.11306.00	SHEET	1
003	101.05000.66	WASHER DIN125 D5	3
004	601.05025.86	SCREW DIN912 M5X25	3
005	43.50518.00	CONNECTOR	1
006	604.10050.86	BOLT DIN931 M10x50	2
007	101.10000.66	WASHER DIN125 D10	4
008	14.00794.02	HOKE	1
009	32.04192.00	SHIM	1
010	601.160060.86	SCREW	2
011	02.32018.00	PLASTIC D18 CAP	2

COMMENTS

PM.00115

13. ACCESSORIES HEATING (1)

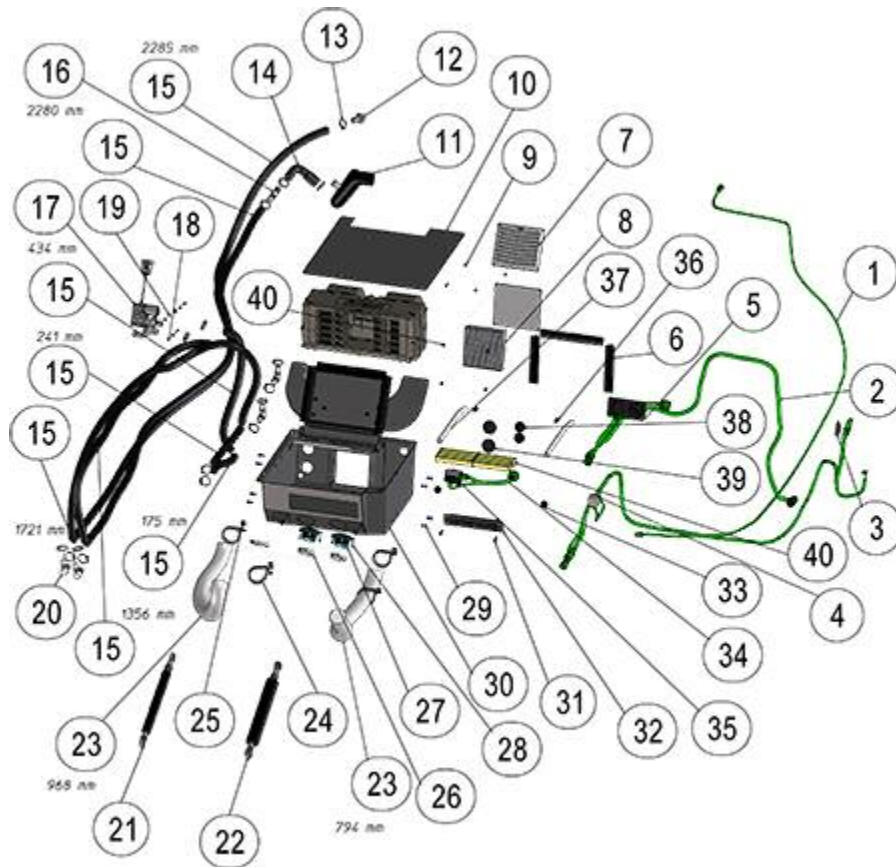


FIGURE	REFERENCE	DENOMINATION	AMOUNT
001	36.11013.00	WIRE	1
002	36.11012.00	WIRE	1
003	24.11132.00		1
004	43.01530.02	RELAY 40 AMP. 5 CONTAC. 6.3MM	1
005	24.13152.00	SET CONTROL REGULATOR	1
006	472.00411.00	RUBBER PROFILE MAT.	7
007	36.13012.00	GRILLE	2
008	32.08415.00	AIR FILTER 130X130X30	1
009	630.04015.97	SCREW M4x15 ISO7380	7
010	36.08222.00	SUPPORT	1
011	36.13125.00	PIPE	1
012	08.00301.02	NIPPLE M/TB	1
013	912.20032.00	CLAMP	16
014	20.02065.00	RUBBER HOSE B/P D22 / D16	1
015	464.03024.00	TUBE	7
016	32.08243.00	FITTING M/M RECTUM 16X12X76	1

017	24.13113.00	CONTROLLER VALVE	1
018	711.04000.66	NUT	3
019	101.04000.66	WASHER DIN125 D4	6
020	32.08265.00	RACORD C90M/M D16XD12 PLASTIC	4
021	36.08026.00		1
022	36.08029.00	GAS SPRING	1
023	489.00045.00	FITTING	2
024	830.05008.00	CLAMP	4
025	701.08000.66	NUT DIN934 M8X1,25	8
026	912.32050.66	CLAMP DIN3017	3
027	24.13109.00	FITTING	2
028	635.03913.66	SCREW DIN 7981 ST3.9X13	4
029	619.05016.86	SCREW DIN7971 4.8X16	8
030	36.13101.00	BOX	1
031	635.04822.67	SCREW	2
032	24.13110.00	GRILLE	1
033	02.32022.00	CAP	2
034	66.11024.00	CHASSIS WIRING HARNESS TO INSIDE	1
035	24.13118.00	ELECTRONIC THERMOSTAT	1
036	601.08020.86	SCREW DIN912	2

13. ACCESSORIES

HEATING (1)

FIGURE	REFERENCE	DENOMINATION	AMOUNT
037	32.08419.00	TUBE D16XD12X1000	2
038	13.08032.00	CAP D 32	2
039	32.08418.00	CONDUIT CONE 29X37X44	2
040	24.13106.00	AIR FILTER	2

13. ACCESSORIES

HEATING (1)

CHASSIS: 91461

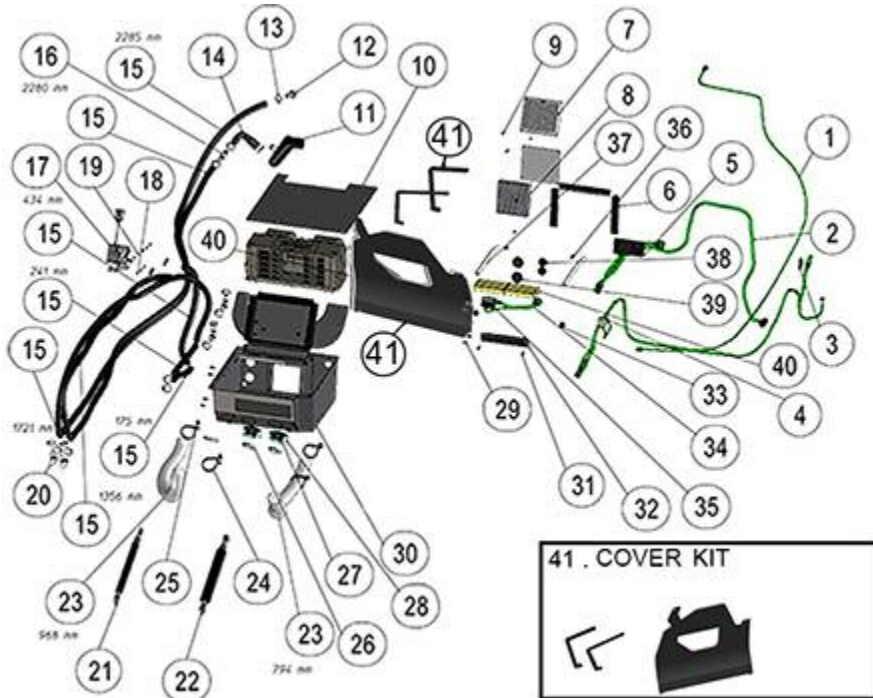


FIGURE	REFERENCE	DENOMINATION	AMOUNT
001	36.11013.00	WIRE	1
002	36.11012.00	WIRE	1
003	24.11132.00		1
004	43.01530.02	RELAY 40 AMP. 5 CONTAC. 6.3MM	1
005	24.13152.00	SET CONTROL REGULATOR	1
006	472.00411.00	RUBBER PROFILE MAT.	7
007	36.13012.00	GRILLE	2
008	32.08415.00	AIR FILTER 130X130X30	1
009	630.04015.97	SCREW M4x15 ISO7380	7
010	36.08222.00	SUPPORT	1
011	36.13125.00	PIPE	1
012	08.00301.02	NIPPLE M/TB	1
013	912.20032.00	CLAMP	16
014	20.02065.00	RUBBER HOSE B/P D22 / D16	1
015	464.03024.00	TUBE	7
016	32.08243.00	FITTING M/M RECTUM 16X12X76	1
017	24.13113.00	CONTROLLER VALVE	1
018	711.04000.66	NUT	3
019	101.04000.66	WASHER DIN125 D4	6

020	32.08265.00	RACORD C90M/M D16XD12 PLASTIC	4
021	36.08026.00		1
022	36.08029.00	GAS SPRING	1
023	489.00045.00	FITTING	2
024	830.05008.00	CLAMP	4
025	701.08000.66	NUT DIN934 M8X1,25	8
026	912.32050.66	CLAMP DIN3017	3
027	24.13109.00	FITTING	2
028	635.03913.66	SCREW DIN 7981 ST3.9X13	4
029	619.05016.86	SCREW DIN7971 4.8X16	8
030	36.13101.00	BOX	1
031	635.04822.67	SCREW	2
032	24.13110.00	GRILLE	1
033	02.32022.00	CAP	2
034	66.11024.00	CHASSIS WIRING HARNESS TO INSIDE	1
035	24.13118.00	ELECTRONIC THERMOSTAT	1
036	601.08020.86	SCREW DIN912	2

13. ACCESSORIES

HEATING (1)

CHASSIS: 91461

FIGURE	REFERENCE	DENOMINATION	AMOUNT
037	32.08419.00	TUBE D16XD12X1000	2
038	13.08032.00	CAP D 32	2
039	32.08418.00	CONDUIT CONE 29X37X44	2
040	24.13106.00	AIR FILTER	2
041	36.04236RE00	INSULATION SHEET	1

13. ACCESSORIES

OPTIONAL WHEELS



FIGURE	REFERENCE	DENOMINATION	AMOUNT
001	32.07020DE00	RIGHT WHEEL SET	2
002	32.07020IZ00	LEFT WHEEL SET	2
003	32.07022.00	RIM 9.75 X 16.5	4
004	70.07023.00	TUBELESS VALVE TR415	4

13. ACCESSORIES

PROTECTOR

CHASSIS: 89643

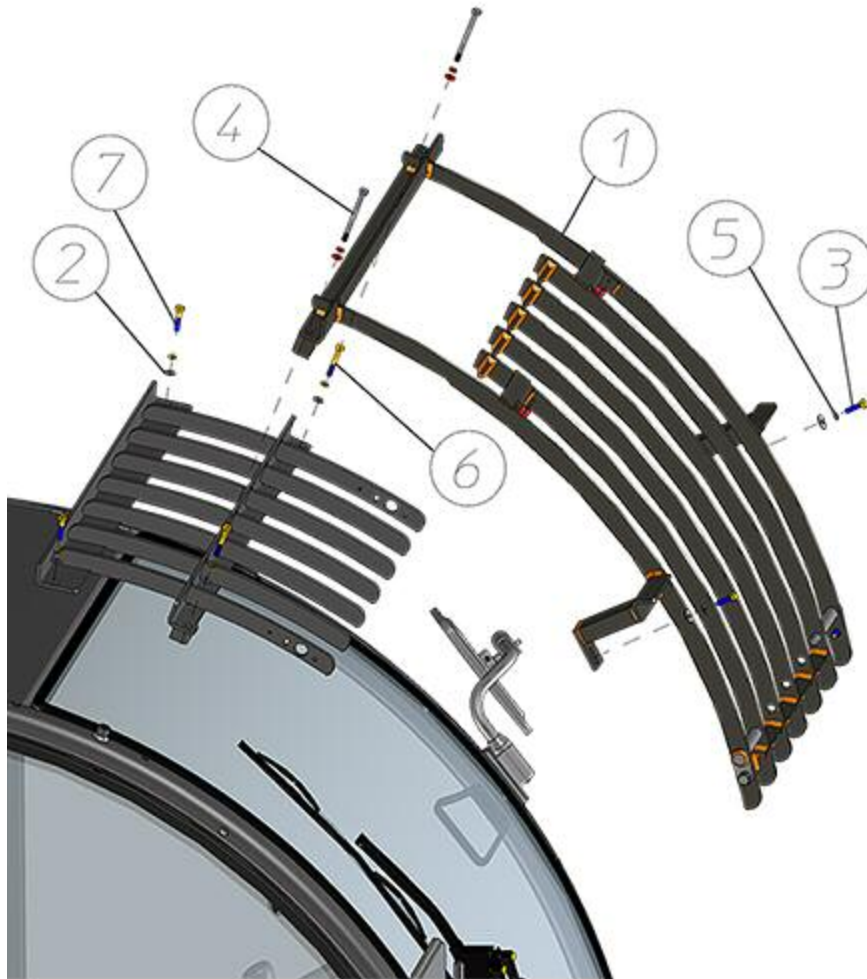


FIGURE	REFERENCE	DENOMINATION	AMOUNT
001	36.08107.00	DRIVE PROTECTOR	1
002	101.08000.66	WASHER DIN125 D8	6
003	603.08030.86	SCREW DIN933 M8X30	2
004	604.08090.86	BOLT DIN931 M8x90	2
005	105.08000.66	CIR-CLIP EXT. DIN7980 D8	6
006	604.08050.86	SCREW DIN931	2
007	604.08035.86	SCREW DIN931	2

12. FINISHES U.S.A STICKER (1)



FIGURE	REFERENCE	DENOMINATION	AMOUNT
001	01.12159.00	SAFETY DECAL	1
002	35.12152.00	SAFETY DECAL	1
003	35.12331.00	STICKER	1
004	35.12154.00	SAFETY DECAL	1
005	24.12155.00	SAFETY DECAL	1
006	01.12165.00	SAFETY DECAL	1
007	35.12157.00	SAFETY DECAL	1
008	01.12152.00	SAFETY DECAL	1
009	01.12151.00	SAFETY DECAL	1
010	35.12150.00	SAFETY DECAL	1
012	35.12151.00	SAFETY DECAL	1
013	35.12156.00	SAFETY DECAL	1
014	01.12160.00	SAFETY DECAL	1
015	01.12153.00	SAFETY DECAL	1

12. FINISHES STICKERS U.S.A (2)

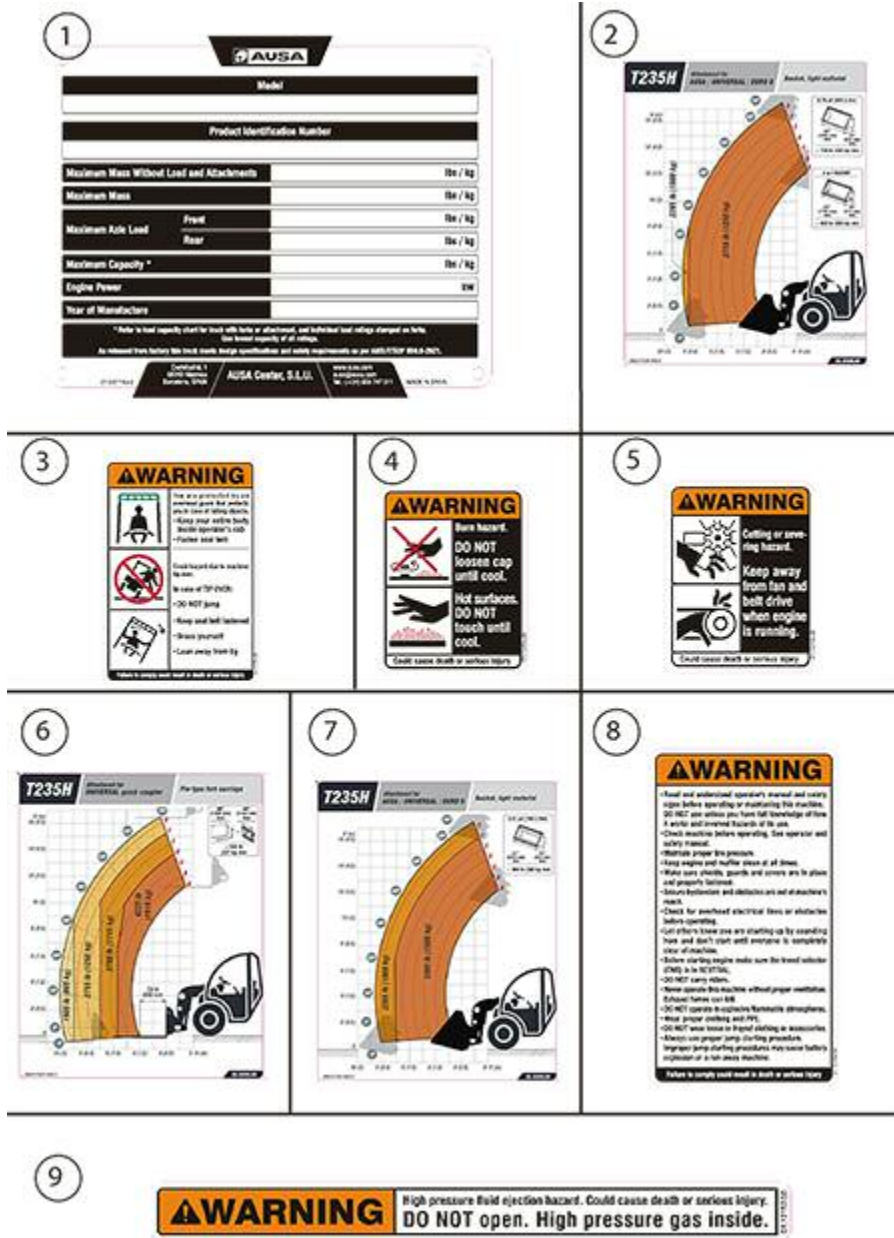


FIGURE	REFERENCE	DENOMINATION	AMOUNT
001	01.00779.43	PLATE CHARAC.	1
002	36.12246.00	SAFETY DECAL	1
003	24.12154.00	SAFETY DECAL	1
004	01.12154.00	SAFETY DECAL	1
005	01.12155.00	SAFETY DECAL	1
006	36.12244.00	SAFETY DECAL	1
007	36.12249.00	SAFETY DECAL	1
008	01.12156.00	SAFETY DECAL	1



009


01.12157.00

SAFETY DECAL

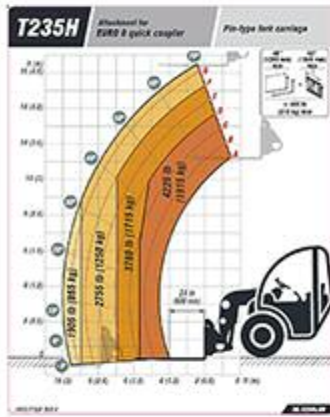
1

12. FINISHES STICKER U.S.A (3)

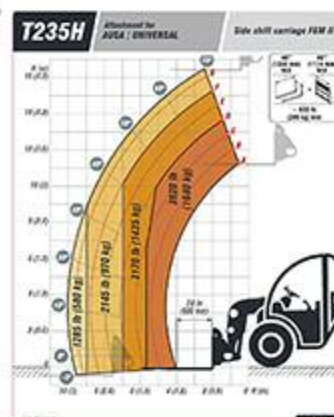
①



②



③



④

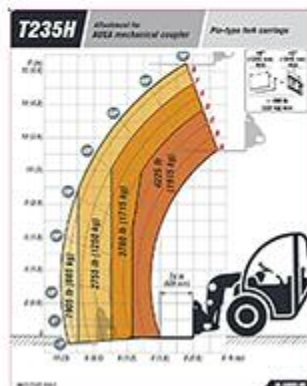


FIGURE	REFERENCE	DENOMINATION	AMOUNT
001	36.12153.00	SAFETY DECAL	1
002	36.12245.00	SAFETY DECAL	1
003	36.12523.00	SAFETY DECAL	1
004	36.12243.00	SAFETY DECAL	1

12. FINISHES STIKERS CANADÁ

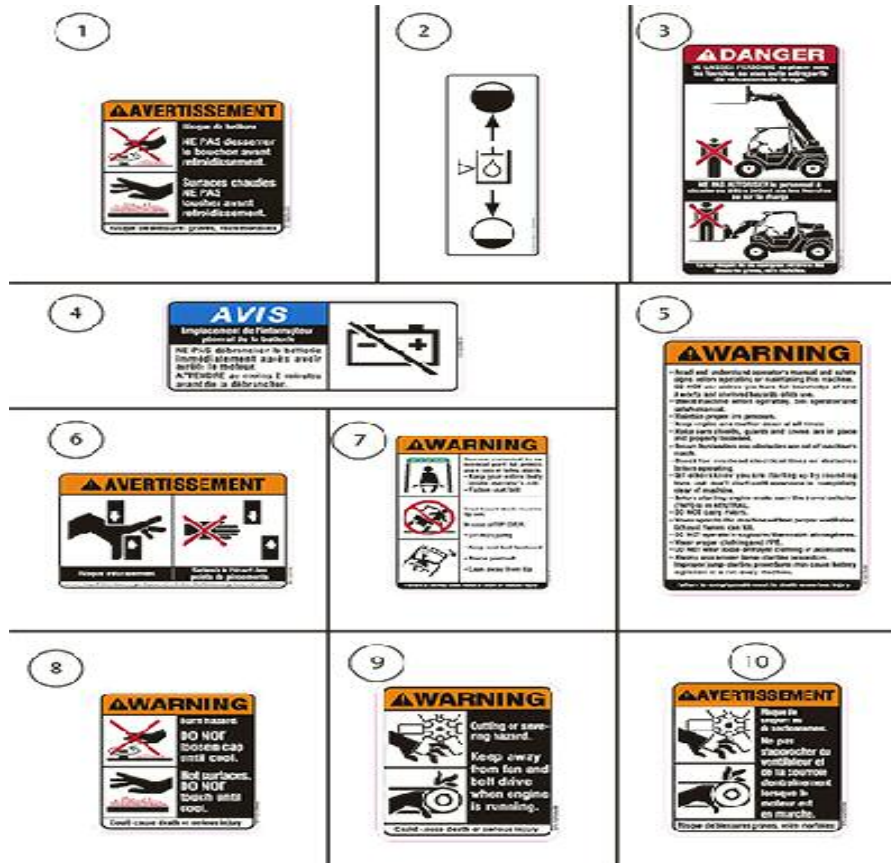


FIGURE	REFERENCE	DENOMINATION	AMOUNT
001	01.12254.00	SAFETY DECAL	1
002	35.12331.00	STICKER	1
003	35.12254.00	SAFETY DECAL	1
004	01.12259.00	SAFETY DECAL	1
005	01.12156.00	SAFETY DECAL	1
006	35.12257.00	SAFETY DECAL	1
007	24.12154.00	SAFETY DECAL	1
008	01.12154.00	SAFETY DECAL	1
009	01.12155.00	SAFETY DECAL	1
010	01.12255.00	SAFETY DECAL	1

12. FINISHES STIKERS CANADÁ (2)

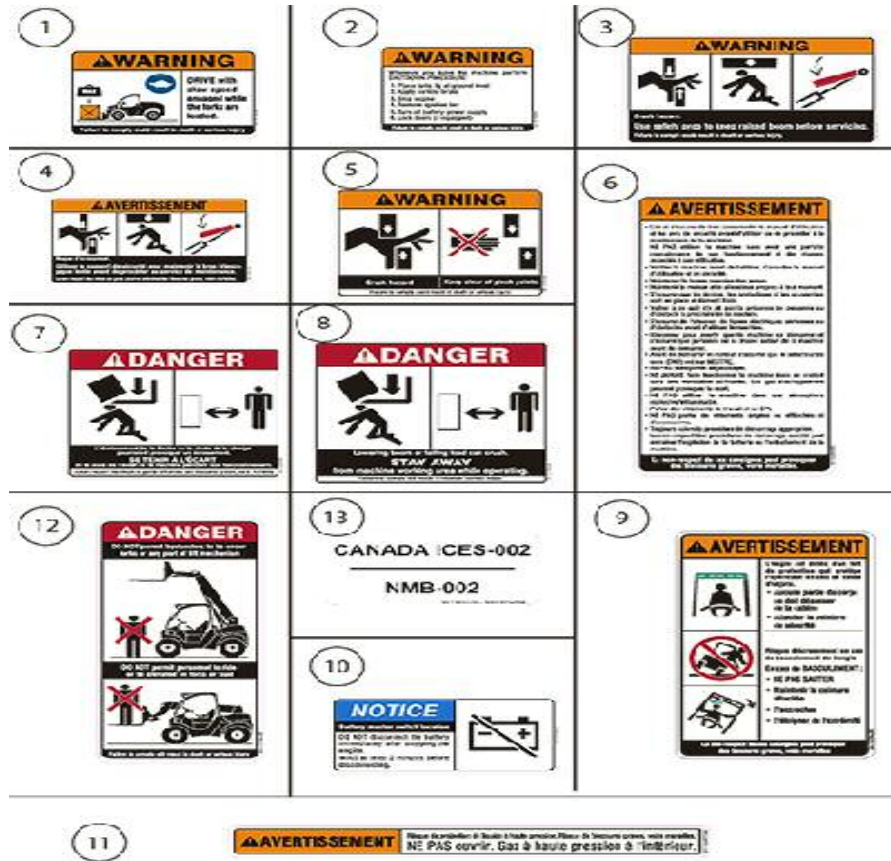


FIGURE	REFERENCE	DENOMINATION	AMOUNT
001	32.12130.00	ADHESIVE	1
002	24.12155.00	SAFETY DECAL	1
003	35.12151.00	SAFETY DECAL	1
004	35.12251.00	SAFETY DECAL	1
005	35.12157.00	SAFETY DECAL	1
006	01.12256.00	SAFETY DECAL	1
007	35.12250.00	SAFETY DECAL	1
008	35.12150.00	SAFETY DECAL	1
009	24.12254.00	SAFETY DECAL	1
010	01.12159.00	SAFETY DECAL	1
011	01.12257.00	SAFETY DECAL	1
012	35.12154.00	SAFETY DECAL	1
013	35.12332.00	STICKER	1

12. FINISHES STIKERS CANADÁ (3)

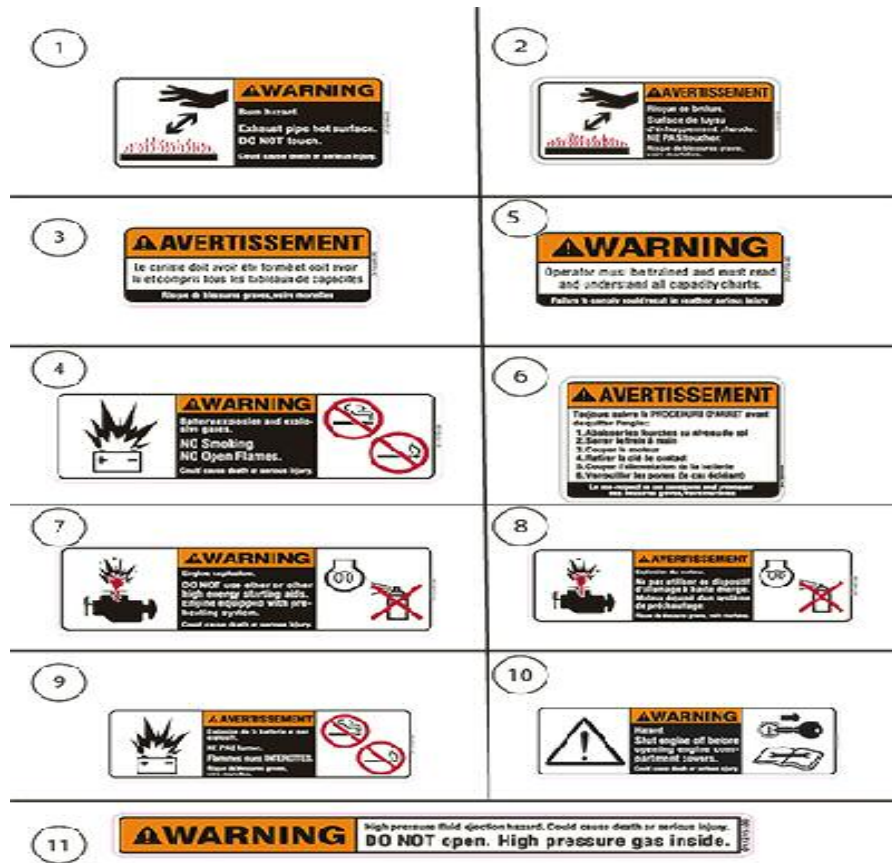


FIGURE	REFERENCE	DENOMINATION	AMOUNT
001	01.12160.00	SAFETY DECAL	1
002	01.12260.00	SAFETY DECAL	1
003	35.12256.00	SAFETY DECAL	1
004	01.12152.00	SAFETY DECAL	1
005	35.12156.00	SAFETY DECAL	1
006	24.12255.00	SAFETY DECAL	1
007	01.12151.00	SAFETY DECAL	1
008	01.12251.00	SAFETY DECAL	1
009	01.12252.00	SAFETY DECAL	1
010	01.12153.00	SAFETY DECAL	1
011	01.12157.00	SAFETY DECAL	1

12. FINISHES STIKERS CANADÁ (4)


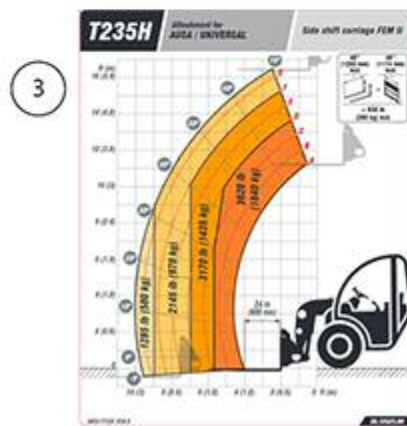
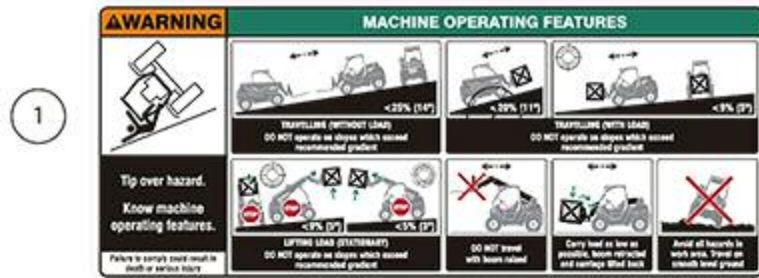


FIGURE	REFERENCE	DENOMINATION	AMOUNT
001	36.12153.00	SAFETY DECAL	1
002	35.12253.00	SAFETY DECAL	1
003	36.12523.00	SAFETY DECAL	1
004	36.12243.00	SAFETY DECAL	1

12. FINISHES

STIKERS CANADÁ (5)

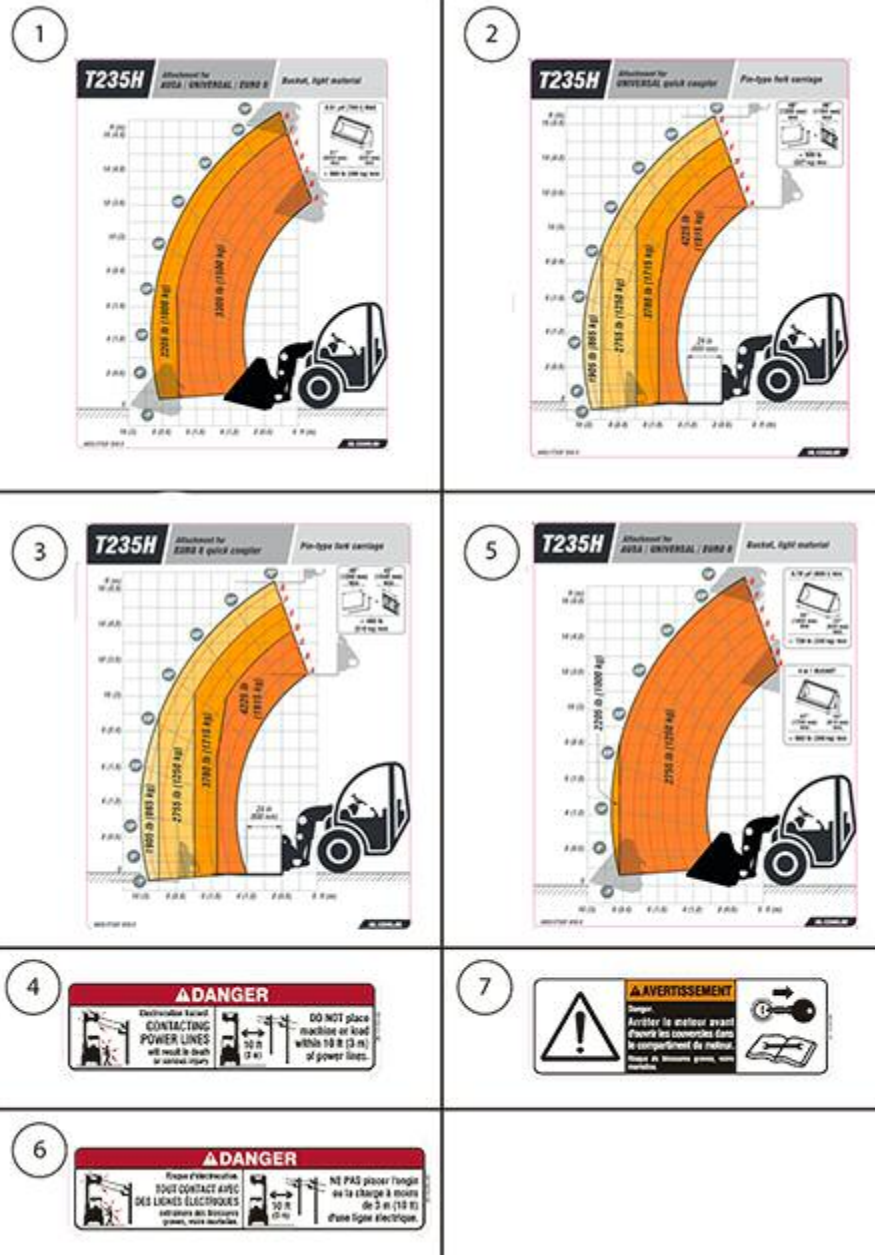


FIGURE	REFERENCE	DENOMINATION	AMOUNT
001	36.12249.00	SAFETY DECAL	1
002	36.12244.00	SAFETY DECAL	1
003	36.12245.00	SAFETY DECAL	1
004	35.12152.00	SAFETY DECAL	1
005	36.12246.00	SAFETY DECAL	1
006	35.12252.00	SAFETY DECAL	1
007	01.12253.00	SAFETY DECAL	1

11. ELECTRIC INSTALLATION

WORK LIGHTS

CHASSIS: 88623

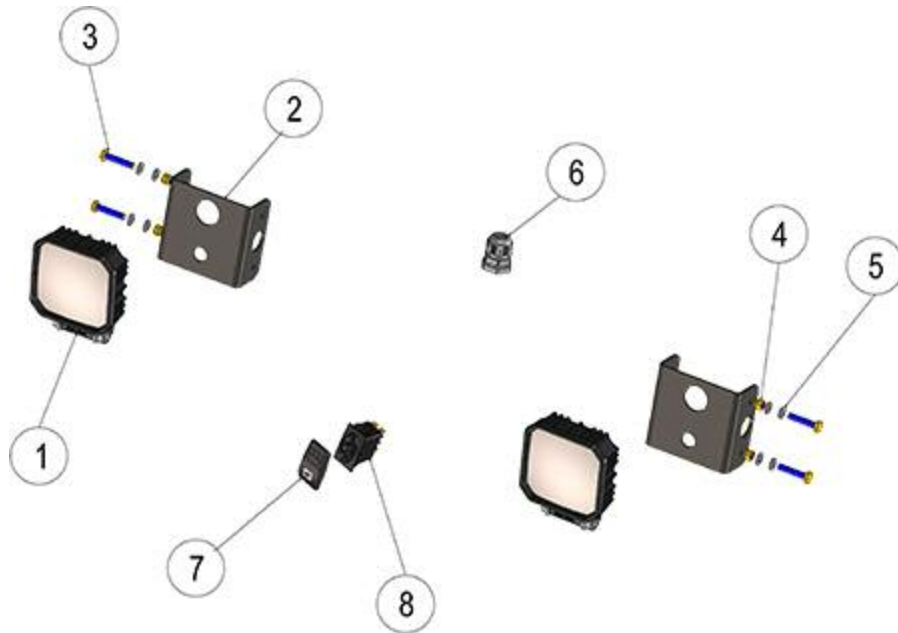


FIGURE	REFERENCE	DENOMINATION	AMOUNT
001	24.11143.00	REVERSING LIGHT	2
002	36.13800.00	SHEET	2
003	603.06030.86	SCREW DIN933 M6x30	4
004	711.06000.66	NUT DIN982 M6	4
005	101.06000.66	WASHER DIN125 D6	8
006	32.08511.00	WIRING GROMMET (D20)	1
007	24.11116.00		1
008	48.11563.00	SWITCH ON-ON 2P	1

COMMENTS

PM.00131

INDEX

00. MAINTENANCE

Filters kit 2

02. ENGINE

Kubota Engine 3

Kubota Engine - 91213 4

EXHAUST PIPE 5

EXHAUST PIPE - 88668 6

INLET 7

DELIVERY 8

RADIATOR 10

RADIATOR - 88805 11

SUPPORTS 12

03. TRANSMISSION

Hydrostatic transmission 13

Hydrostatic engine 14

UNIVERSAL JOINT 15

FRONT AXLE 16

FRONT AXLE (2) 17

FRONT AXLE (3) 18

FRONT AXLE (4) 20

Brake caliper 23

FRONT AXLE (4) 24

REAR AXLE (1) 25

REAR AXLE (2) 26

REAR AXLE (3) 27

REAR AXLE (4) 28

REAR AXLE (5) 30

REAR AXLE (6) 31

04. CHASSIS

Chassis 32

SUPPORTS (PART 1) 33

SUPPORTS (PART 2) 34

05. BRAKE ACTIVATION

Footbrake (Part 1)	36
Footbrake (Part 2)	37
Handbrake (Part 1)	38

05. ACTUATORS

ACCELERATOR	39
-------------	----

06. STEERING

STEERING	40
----------	----

RUEDAS

WHEELS	41
WHEELS - 90766	42

08. BODYWORK

SHEETS (1)	43
SHEETS (2)	44
SHEETS (2) - 88937	45
Joystick lever	47
CABIN (1)	48
CABIN (2)	49
CABIN (3)	50
CABIN (4)	51
CABIN (5)	52
RIGHT REAR-VIEW MIRROR	54
SEAT	55
COUNTERWEIGHT	56

09. TELESCOPIC ARM

LIFTING SYSTEM AUSA (PART 1)	57
LIFTING SYSTEM AUSA (PART 2)	58
LIFTING SYSTEM AUSA (PART 3)	60
ARM CYLINDERS	62

10. HYDRAULIC INSTALLATION

Distributor	63
-------------	----

09. TELESCOPIC ARM

ARM CYLINDERS - 80810	64
-----------------------	----

10. HYDRAULIC INSTALLATION

Valves	65
Hydraulic tank	66
Oil tank	67

10. HYDRAULIC SYSTEM

03.HYDRAULIC SCHEMATICS - 88911	68
---------------------------------	----

11. ELECTRIC INSTALLATION

FLASHING BEACON	71
FLASHING BEACON - 91872	72
BUZZERS	73
DASHBOARD (1)	74
DASHBOARD (2)	75
ELECTRICAL CONTROL SYSTEMS	76
ELECTRICAL CONTROL SYSTEMS - 88026	77
BATTERY	78
WIRING HARNESS (PART 1)	79
WIRING HARNESS (PART 1) - 92193	80
WIRING HARNESS (PART 2)	81
WIRING HARNESS (PART 3)	82

12. FINISHES

STICKERS & PLATES (PART 1)	83
STICKERS & PLATES (PART 2)	84
Tools bag	85

13. ACCESSORIES

CLOSED CABIN (2)	86
CLOSED CABIN (2) - 89478	87
AIR CONDITIONING (1)	89
AIR CONDITIONING (1) - 88911	91
AIR CONDITIONING (1) - 91461	93
5TH VALVE CONTINUOUS FLOW	95
RADIO	97

LIGHTS	98
	99
- 88623	100
HEATING (1)	101
HEATING (1) - 91461	103
Optional wheels	105
PROTECTOR - 89643	106
12. FINISHES	
U.S.A STICKER (1)	107
STICKERS U.S.A (2)	108
STICKER U.S.A (3)	109
STIKERS CANADÁ	110
STIKERS CANADÁ (2)	111
STIKERS CANADÁ (3)	112
STIKERS CANADÁ (4)	113
STIKERS CANADÁ (5)	114
11. ELECTRIC INSTALLATION	
WORK LIGHTS - 88623	115